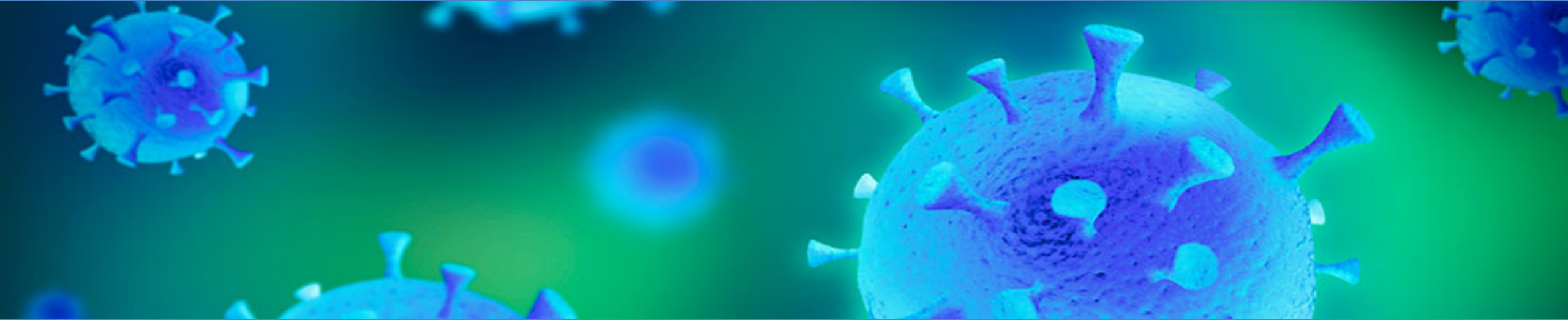


# VCHIP / CHAMP / VDH COVID-19 UPDATES



*Wendy Davis, MD FAAP - Senior Faculty, Vermont Child Health Improvement Program, UVM*  
*Breena Holmes, MD FAAP – VCHIP Senior Faculty & Physician Advisor, MCH Division, VDH*  
*February 19 2021*



# Technology Notes

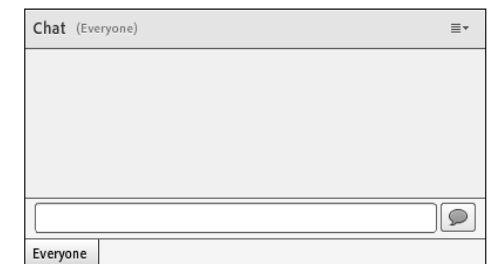
- 1) All participants will be muted upon joining the call.
- 2) If you dialed in or out, **unmute by pressing #6** to ask a question (and press \*6 to mute).  
**If you are having audio difficulties and are using your computer speakers, you may wish to dial in:**

**Call in number – 1-866-814-9555**

**Participant Code – 6266787790**


**Presenters:** Please avoid the use of speakerphone and make sure your computer speaker is muted if you dialed in via phone.

- 3) To ask or respond to a question using the **Chat** box, type your question and click the  icon or press Enter to send.



# Overview

- Celebrating National Caregivers Day
  - ▣ Rosalynn Carter – four types of people in the world: those who have been/are/will be/will need caregivers.
  - ▣ Also: National Woman's Heart Day; Sat. is Love Your Pet Day
- Reminder – weekly event schedule:
  - ▣ **VCHIP/CHAMP/VDH calls: M/W/F**; Gov. Media Briefings Tues/Fri; VMS call with VDH Commissioner Levine Thurs.
- Situation, VDH, federal updates; Friday media briefing
- Practice Issues: **COVID-19 & Mental Health** (PACE project and Vermont Afterschool
- Q & A/Discussion



<https://rosalynncarter.org/>

*[Please note: the COVID-19 situation continues to evolve very rapidly – so the information we're providing today may change quickly]*

# COVID-19 Impact on the Mental Health of Children/Youth/Families

## **REMINDER – Special VCHIP-VDH-COVID-19 Update Call:**

- When: Monday, February 22 – **EARLY start time: 12 noon** (Adobe)
- What: discuss considerations on this topic with Vermont legislators
- Who: Senator Virginia “Ginny” Lyons and Representative Lori Houghton

### Related initiatives:

- VT AOE – DMH group to address social-emotional health of pediatric population
  - ▣ To date without specific pediatric representation – please stay tuned!
  - ▣ Seeking your specific feedback: ***are you aware of increased crisis line use in your community – if so, what is your experience?***

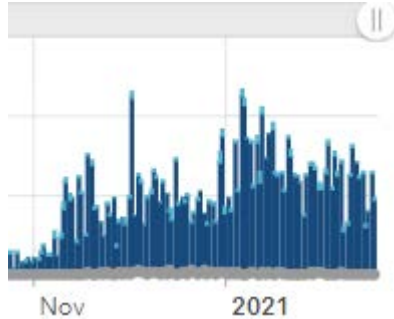
# Prompts from our Legislative Colleagues

For our call on Monday, February 22: please be prepared to share your thoughts on the following (and if unable to attend in real time, feel free to send comments to [vchip.champ@med.uvm.edu](mailto:vchip.champ@med.uvm.edu))

- What are the short term and long term needs in addressing mental health for this population as we move out of the pandemic?
- What additional school-based needs should we consider as we move out of the pandemic?

# Situation update

New Cases
<b>97</b>
14,251 Total
Currently Hospitalized
<b>37</b>
Hospitalized In ICU
<b>13</b>
Hospitalized Under Investigation
<b>2</b>
Percent Positive 7-day Avg.
<b>1.8%</b>
People Tested
<b>322,613</b>
Total Tests
<b>1,003,258</b>
Recovered
<b>11,378</b>
79.8% of Cases
Deaths
<b>193</b>
1.4% of Cases
Travelers Monitored
<b>245</b>
Contacts Monitored
<b>196</b>
People Completed Monitoring
<b>13,157</b>
Last Updated: 2/19/2021, 10:56:14 AM

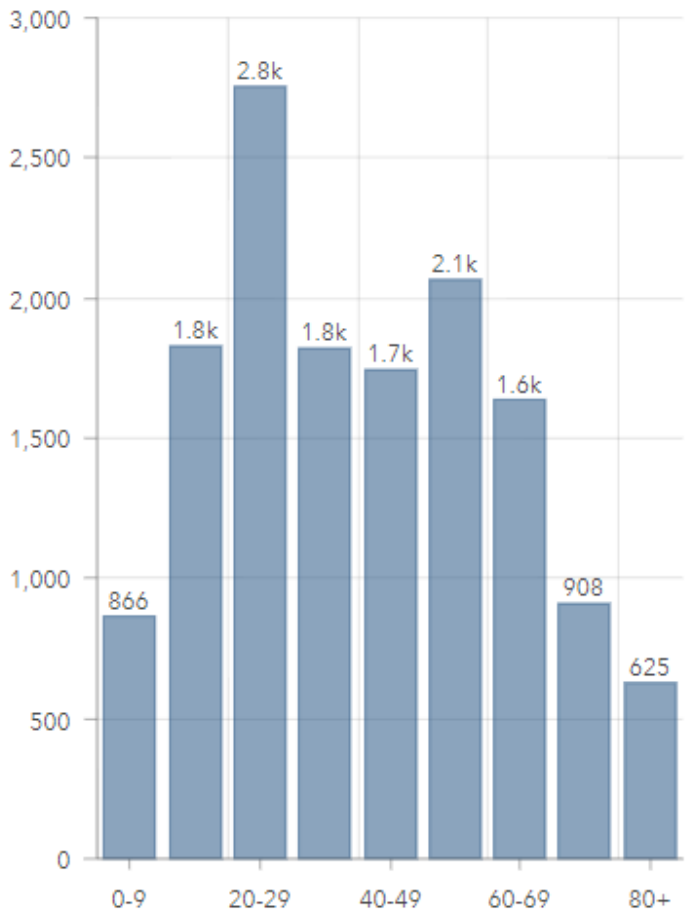


VT New Cases, Probables, Deaths

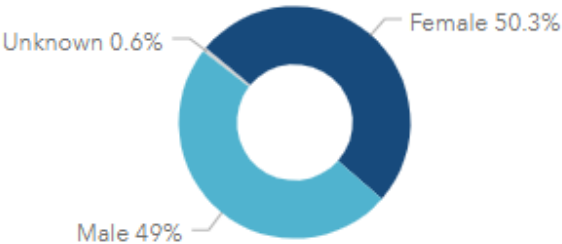
- U.S. **27.9 million+** cases; **492,946 deaths**
  - <https://www.nytimes.com/interactive/2020/us/coronavirus-us-cases.html> (updated 2/19/21)
  - 2/18/21: **71,874 new cases; 2,620 d.; 62,300 hosp.**
  - Past week: average 72,848 cases/day (decrease of 44% from average 2 weeks earlier)
  - **2.4 million+ deaths worldwide; 110.5 million+ cases)**
- **VDH Weekly Data Summary(2/19/21)**
  - **Weekly Spotlight Topic – *How are people getting COVID-19?***
  - Find previous summaries at:  
<https://www.healthvermont.gov/covid-19/current-activity/weekly-data-summary>

# Situation update

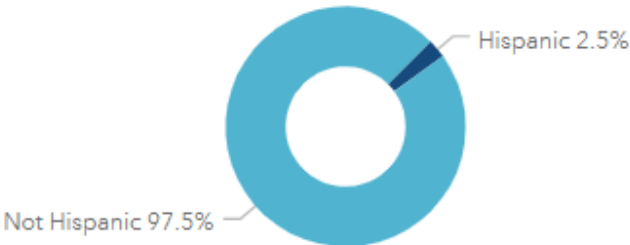
Vermont COVID-19 Cases by Age Group



Vermont COVID-19 Cases by Sex



Vermont COVID-19 Cases by Ethnicity if Known



Vermont COVID-19 Cases by Race if Known



Case Demographics

<https://www.healthvermont.gov/covid-19/current-activity/vermont-dashboard>



# COVID-19 Cases in VT K-12 Learning Communities (While Infectious)

## COVID-19 Cases in Vermont K-12 Learning Communities While Infectious

- <https://www.healthvermont.gov/sites/default/files/documents/pdf/COVID19-Transmission-Schools.pdf>
- Table updated **Tuesday & Friday** w/data through previous Sunday & Wednesday.

February 17, 2021

### Cases in Vermont K-12 Learning Communities While Infectious

Learning Community	Cases Reported In the Past 7 Days	Total Cases
Schools with less than 25 students are reported in the "Total for all Suppressed Schools" row at the end of the table.		
<b>TOTAL FOR ALL SCHOOLS</b>	<b>67</b>	<b>613</b>

## VT College & University dashboards:

- Norwich University** Dashboard:
- UVM** – men's hockey again *on pause*

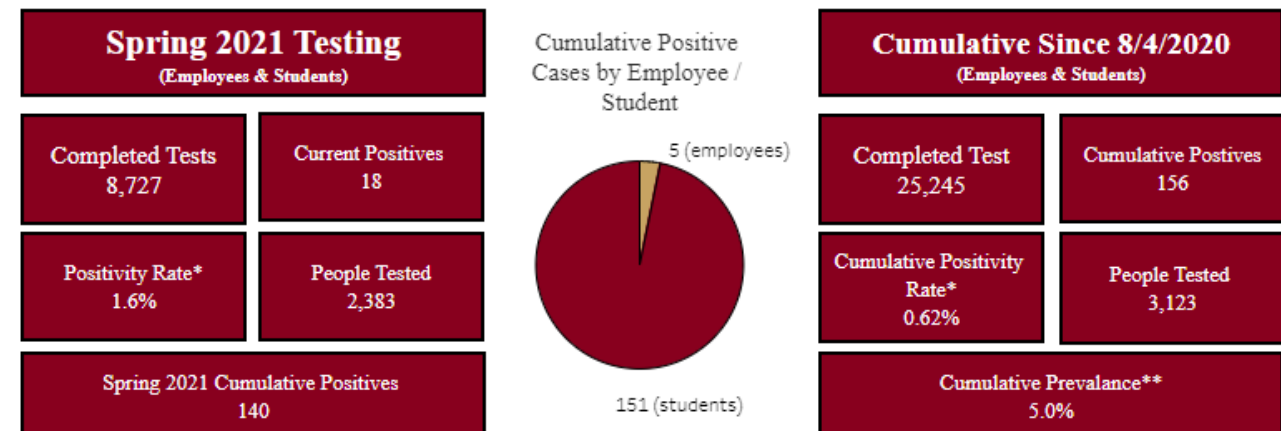
February 14, 2021

### Cases in Vermont K-12 Learning Communities While Infectious

Learning Community	Cases Reported In the Past 7 Days	Total Cases
Schools with less than 25 students are reported in the "Total for all Suppressed Schools" row at the end of the table.		
<b>TOTAL FOR ALL SCHOOLS</b>	<b>68</b>	<b>594</b>

## COVID-19 Reporting Dashboard

Data Updated: 2/17/2021 at 10:33am





# Coming Soon!

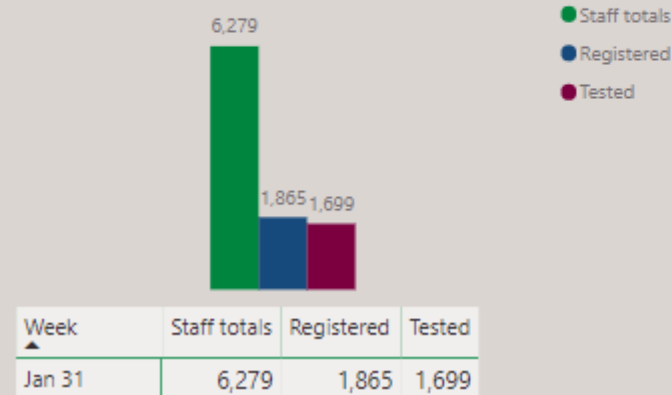
- **Updated** post-COVID pediatric cardiac screening/return-to-play documents
- Will attach to email as soon as available and post on VCHIP COVID-19 web site
- Thank you, Kristen Connolly and Jonathan Flyer
- Will review on our Wednesday call next week: 2/24/21

# AOE School Staff Testing Dashboard

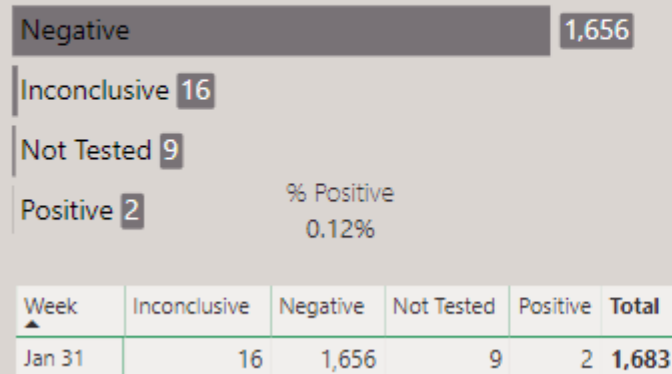
## School Staff Testing: Weekly Summary



### Summary



### Test Results



Select Testing Week: January 31, 2021

### % Registered by SD/SU



SD/SU	% Registered
MISSISQUOI VALLEY SCHOOL DISTRICT	48%
MT ABRAHAM UNIFIED SCHOOL DISTRICT	45%
WINDSOR SOUTHEAST SU	44%
HARTFORD SD	43%
MAPLE RUN SCHOOL DISTRICT	43%
GRAND ISLE SU	42%
CALEDONIA CENTRAL SUPERVISORY UNION	37%
ORANGE SOUTHWEST SD	33%
ORLEANS CENTRAL SU	31%
MILL RIVER UNIFIED UNION SUPERVISORY UNION	31%
WHITE RIVER VALLEY SU	24%
WINDOSKI SCHOOL DISTRICT	23%
RUTLAND NORTHEAST SUPERVISORY UNION	20%
BURLINGTON SCHOOL DISTRICT	11%
<b>Total</b>	<b>30%</b>

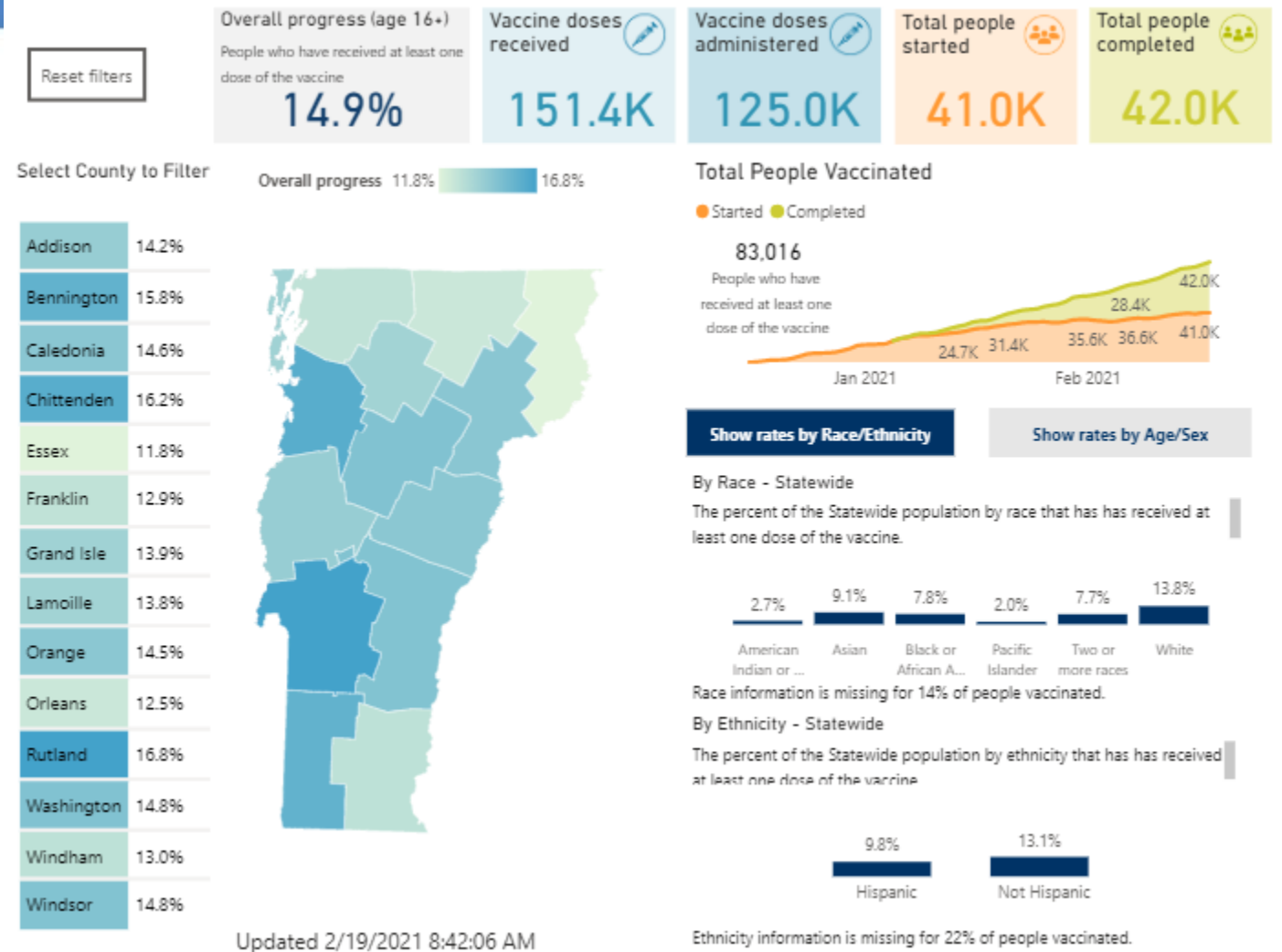
Data source: Vermont Testing/Vaccine Registration System.  
Updated 2/10/2021 8:23:10 AM

Week of Jan. 31; updated 2/10/21

<https://education.vermont.gov/news/covid-19-guidance-vermont-schools/school-staff-covid19-surveillance-testing/school-staff-covid-19-surveillance-testing-weekly-summary>

# VDH COVID-19 Vaccine Dashboard

- **NOTE – 2/17/21:** to align w/CDC reporting, # of doses rec'd. for VA & VNG now being removed from # doses rec'd.; accounts for about 8,300 doses.
- Daily updates Tues. thru Sat.
- Data = counts reported by end previous day; subject to change.
- <https://www.healthvermont.gov/covid-19/vaccine/covid-19-vaccine-dashboard>



# VDH COVID-19 Vaccine Registration & Sites

<https://www.healthvermont.gov/covid-19/vaccine/getting-covid-19-vaccine>

## GETTING THE COVID-19 VACCINE



MAKE AN APPOINTMENT WITH:

THE HEALTH DEPARTMENT

KINNEY DRUGS

WALGREENS

People age 70 years and older can make appointments now.

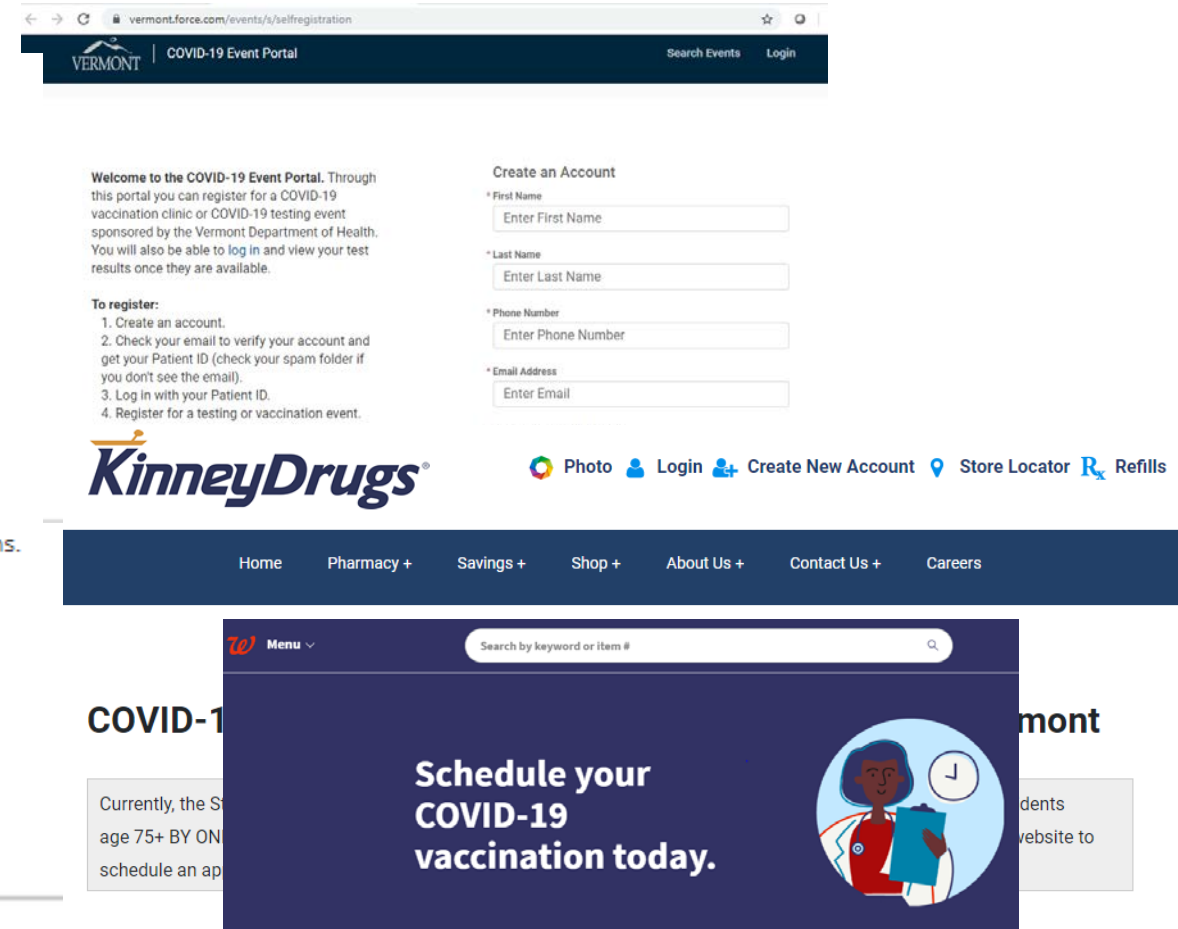
There are enough appointments for everyone who is eligible. Appointments are required. Clinics cannot accept walk-ins.

To make an appointment online with the Health Department:

1. Create an account (anyone can do this anytime!)

You may already have an account if you were tested for COVID-19 at a Health Department site.

2. Make an appointment when your age group is eligible to get the vaccine.

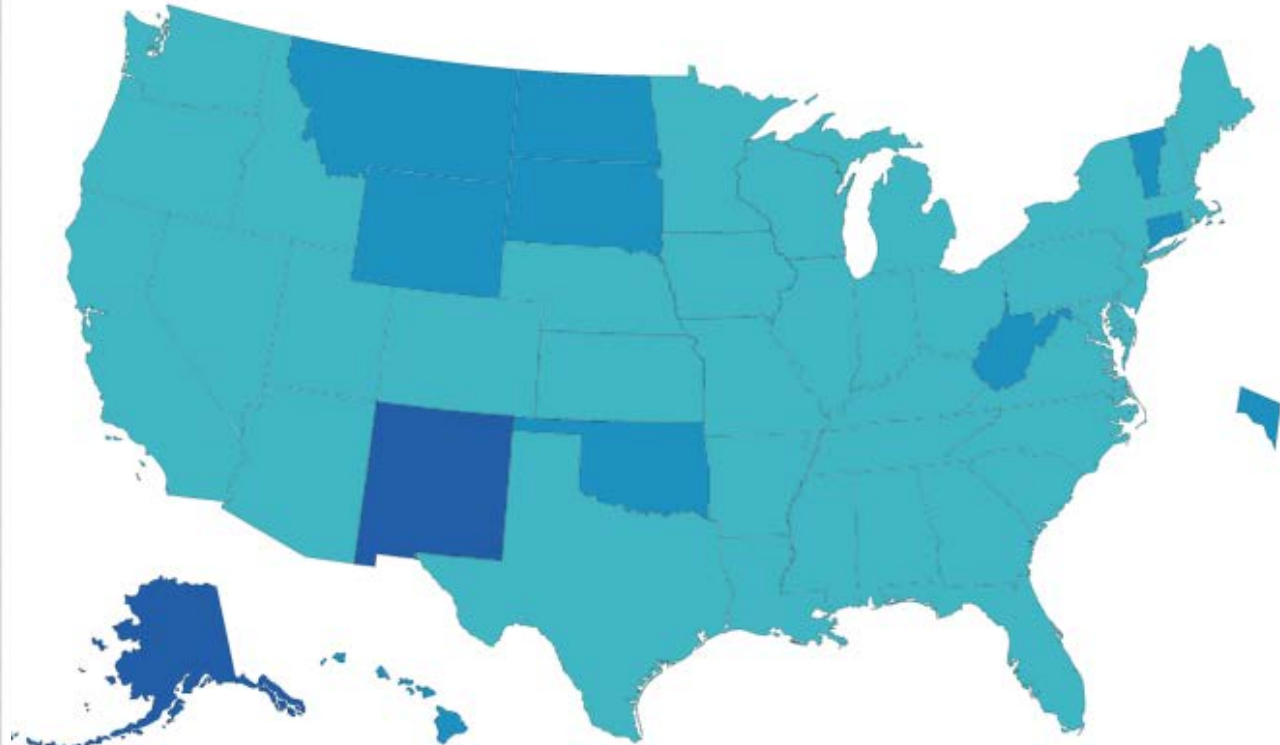
A screenshot of the Vermont COVID-19 Event Portal website. The browser address bar shows "vermont.force.com/events/s/selfregistration". The page has a dark blue header with the Vermont logo and "COVID-19 Event Portal". Below the header, there's a "Welcome to the COVID-19 Event Portal" message. To the right, there's a "Create an Account" section with input fields for First Name, Last Name, Phone Number, and Email Address. Below that, there's a "To register:" section with a list of steps: 1. Create an account, 2. Check your email to verify your account and get your Patient ID, 3. Log in with your Patient ID, 4. Register for a testing or vaccination event. Further down, there's a "KinneyDrugs" logo and a navigation bar with links: Photo, Login, Create New Account, Store Locator, Refills. At the bottom, there's a dark blue banner with the text "Schedule your COVID-19 vaccination today." and an illustration of a healthcare worker.

# VDH COVID-19 Vaccine Registration & Sites (cont'd.)

- Appointments from 2/17 – 5/4/21
  - ▣ **695 clinics** (health care, VDH POD – does not include pharmacies);  
**111,194** total appointments
  - ▣ VDH Local (District) Health Office sites; health care sites
- **Online (preferred)** and **phone** appointment scheduling:
  - ▣ 1-855-722-7878
  - ▣ *If you need to speak with someone in a language other than English, call this number, and then press 1.*
- **Call Center Hours:**
  - ▣ Monday-Friday, 8:15 a.m. – 5:30 p.m.
  - ▣ Saturday and Sunday, 10:00 a.m. – 3:00 p.m.

# From the CDC Vaccine Tracker

Total Doses Administered Reported to the CDC by State/Territory and for Selected Federal Entities per 100,000

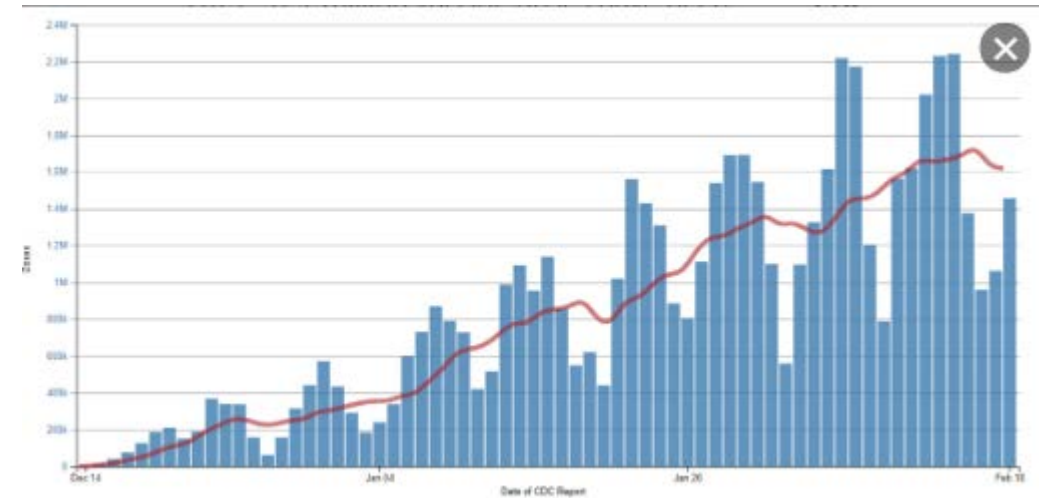


Total Doses Administered per 100,000

○ No Data   ● 0   ● 1 - 15,000   ● 15,001 - 20,000   ● 20,001 - 25,000   ● 25,001 - 35,000   ● 35,001+

Daily Change in Number of COVID-19  
Vaccinations in the United States Reported to  
CDC

— 7-Day moving average



<https://www.cdc.gov/coronavirus/2019-ncov/covid-data/covidview/index.html>

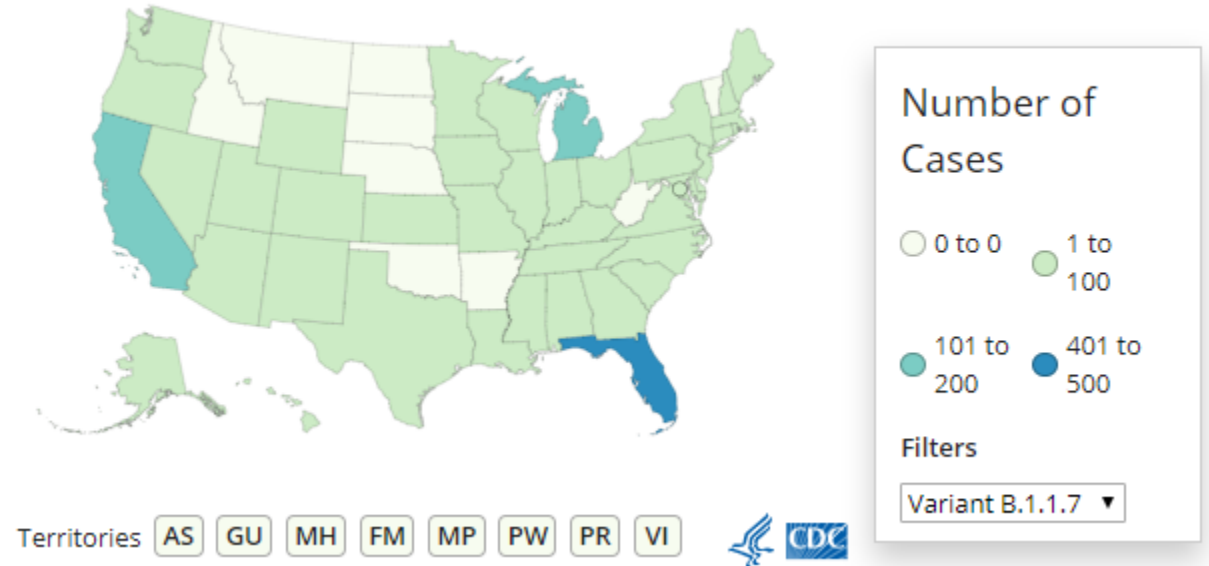
<https://covid.cdc.gov/covid-data-tracker/#vaccinations>



# From the CDC: U.S. COVID-19 Cases Caused by Variants

Variant	Reported Cases in US	Number of States Reporting
B.1.1.7	1523	42
B.1.351	21	10
P.1	5	4

Emerging Variant Cases in the United States\*\*



<https://www.cdc.gov/coronavirus/2019-ncov/transmission/variant-cases.html>

# National Updates

- **USDA/FDA Joint Statement Indicating No Transmission of COVID-19 Through Food or Food Packaging (2/18/21)**
  - ▣ Urges consumer confidence in U.S. food supply – no credible evidence that food or food packaging assoc. w/transmission (“based on currently available scientific information, backed by international scientific consensus”).
- **NCHS: Provisional Life Expectancy Estimates for Jan-June 2020**
  - ▣ U.S. life expectancy (overall) = 77.8 years, a one year decrease from 2019.
  - ▣ 2.7 years for non-Hispanic Blacks (74.7 to 72 yrs.), and 1.9 years for Hispanics (81.8 to 79.9 yrs.).
- White House team announces expanding test capacity – “coordination hubs” and large universities.

# Racism and Health Equity

- Amanda Gorman gracing Feb. cover of Time Magazine
  - ▣ Interview by Michelle Obama; promoting black-owned businesses.
- *In case you missed it: VMS, 2/18/21 – Race & Health Equity webinar* (Becca Bell: screening tools that promote anti-racism).
- From the NYT: ***‘I Am Worth It’: Why Thousands of Doctors in America Can’t Get a Job***
  - ▣ Medical schools producing more graduates, but residency programs haven’t kept up, leaving thousands “chronically unmatched” & in debt.
  - ▣ <https://www.nytimes.com/2021/02/19/health/medical-school-residency-doctors.html>
- Contemporary Pediatrics article: “Racism in Pediatric Health,” authored by pediatric leadership of the Natl. Medical Association.



<https://www.popsugar.co.uk/fashion/amanda-gorman-time-cover-48150114>

# Friday Media Briefing (2/19/21)

## Governor Phil Scott

- Today marks 9 months since VT's 1<sup>st</sup> fatalities; flags at half-staff to honor their memory
- Vaccine: >21K in 70+ age band have signed up.
- VNG deployed to DC – soldiers returning home this WE.
- Changes to LTCF protocols
- Change to travel policy – *“carefully, methodically.”*
  - Effective Tuesday, fully vaccinated (2 wks. out) will not need to quarantine following travel; also applies to OOS visitors with proof of vaccination. Must still comply w/all other guidance. Working on multi-household gatherings & trusted HH policy – expect updates next week.



# Friday Media Briefing (cont'd.)



## AOE Secretary Dan French

- ❑ Surveillance testing: vac. this/next wk. schedule impact.
- ❑ 620 tests this week (26% participation) – no pos. cases.
- ❑ Monthly data collection re: learning modes
  - ▣ January – 55% hybrid, 30% fully in-person, 15% fully remote.
  - ▣ Elem 50% fully IP; MS 25%; HS 10%
- ❑ CDC updated guidance & U.S. DOE companion guidance
- ❑ Don't expect will have much impact for now – CDC seems more directed at places where schools closed.
- ❑ Our team will evaluate CDC guidance closely to see if we can improve.

# Friday Media Briefing (cont'd.)

## AOE Secretary Dan French

- Options for SBAC this spring
- Last spring, national testing waiver issued.
- Guidance will probably change, but not likely to issue waivers.
- Some states sought waivers under ESSA.





# Friday Media Briefing (cont'd.)



## AHS Secretary Mike Smith

- ❑ Vaccine update: 65+ should be able to make appt. as early as 1<sup>st</sup> week in March. Encourage establish registration acct. now.
- ❑ To date, >83K have rec'd. vaccine: 41K 1<sup>st</sup> dose; 42K 2<sup>nd</sup> dose. 58% in 75+ & 9% in 70+, and 1,100 homebound have rec'd. first dose.
- ❑ Next week: guidance re: full vaccination status in planning for LTCF in-facility congregate activities (if w/in CMS guidelines for co. pos. rates). E.g., eating together; salon appts.; case by case re: safe physical contact. Some modification to quarantine GLs for residents.

# Friday Media Briefing (2/19/21)

## AHS Secretary Mike Smith

- ❑ Farmer to Family food box program
- ❑ Significant issues recently: Governor has ordered fix.
- ❑ Assure equitable distribution – will be ready on March 1.
- ❑ Register on-line at:  
<https://humanresources.vermont.gov/food-help>
- ❑ OR, call 2-1-1 if no internet access.



# Friday Media Briefing (cont'd.)



## VDH Commissioner Levine

- High rate spread improved in Benn/Rutland Cos.; continue to monitor Franklin Co. Mostly community spread.
- Enosburg Elem.: only 2 cases assoc. w/school; total of 9 cases at nearby farm. Chose to go remote before vacation, mainly due to staffing needs.
- Added testing – e.g., Bromley & Stratton (Urgent Care) ski areas.
- Data from this WE: Bromley 43 Ag tests (38% VT address, 62% outside).
- Stratton: 79 PCR tests
- Of all, only 3 pos. total (Ag must be confirmed w/PCR).

# Friday Media Briefing (cont'd.)

## VDH Commissioner Levine

- Emerging variants could make situation harder.
- Policies: e.g., CDC new order for masks on all public transportation.



# Practice Issues

## *COVID-19 & Mental Health VT Children/Youth/Families*

### *PACE Project, Vermont Afterschool*



February 19, 2021



## Mental Health and COVID-Related Distress in Youth (12-17 years)





Our goal is to understand the impact of  
state-level policies and communication campaigns on  
substance use beliefs and behaviors  
in young Vermonters.

# Study team

- UVM

- Vermont Center on Behavior and Health

- Andrea Villanti, PhD, MPH  
(Principal Investigator)
    - Julia West
    - Kate Peasley-Miklus, PhD
    - S. Elisha Lepine

- Co-Investigators

- UVM

- Valerie Harder, PhD, MHS  
(VCHIP: Health Services Research)
    - Alexandra Potter, PhD
    - Jeff Priest, PhD

- JHSPH

- Meghan Moran, PhD

- Vermont Dept Health

- ADAP

- Megan Trutor
    - Chelsea Carman

- Commissioner's Office

- Shayla Livingston

- Communication

- Nancy Erickson
    - Kathleen Horton

- HPDP

- Christie Vallencourt
    - Rhonda Williams

- Health Surveillance

- Jen Hicks
    - Maria Roemhildt
    - Amanda Jones
    - Jeffrey Trites

# UVM/Health Partnership



The University of Vermont  
LARNER COLLEGE OF MEDICINE



# VDH, UVM, and NIH funded research study

- Six waves of data collection:
  - Wave 1 (Spring 2019)
  - Wave 2 (Summer 2019)
  - **Wave 3 (Fall 2019) Mental Health**
  - **Wave 4 (Fall 2020) Mental Health & COVID**
  - Wave 5 (Winter 2020)
  - Wave 6 (Spring 2021)

# Wave 3 and 4 participants

- Wave 3: **Fall 2019**      Wave 4: **Fall 2020**
- **Sample Sizes**
  - Wave 3: N=365 Youth, ages 12-17 years
  - Wave 4: N=212 Youth, ages 12-17 years
- **Characteristics of 212 Youth in Wave 4:**
  - 64% female
  - 93% cisgender, 7% transgender/questioning/don't know
  - 90% white/non-Hispanic, 5% Hispanic, 5% other
  - 67% straight/heterosexual
  - 99% currently enrolled in school/degree program

# Mental Health & COVID

0. Not at all

1. Several days

2. More than half  
the days

3. Nearly every  
day

- **Mental health screening**

- Depressive symptoms (PHQ-2)

“Over the last 2 weeks, how often have you been bothered by the following problems?”

1. Little Interest or Pleasure in Doing Things
2. Feeling Down, Depressed, or Hopeless

- Generalized Anxiety Disorder symptoms (GAD-2)

“Over the last 2 weeks, how often have you been bothered by the following problems?”

1. Feeling nervous, anxious or on edge
2. Not being able to stop or control worrying

- **COVID impact on well-being**

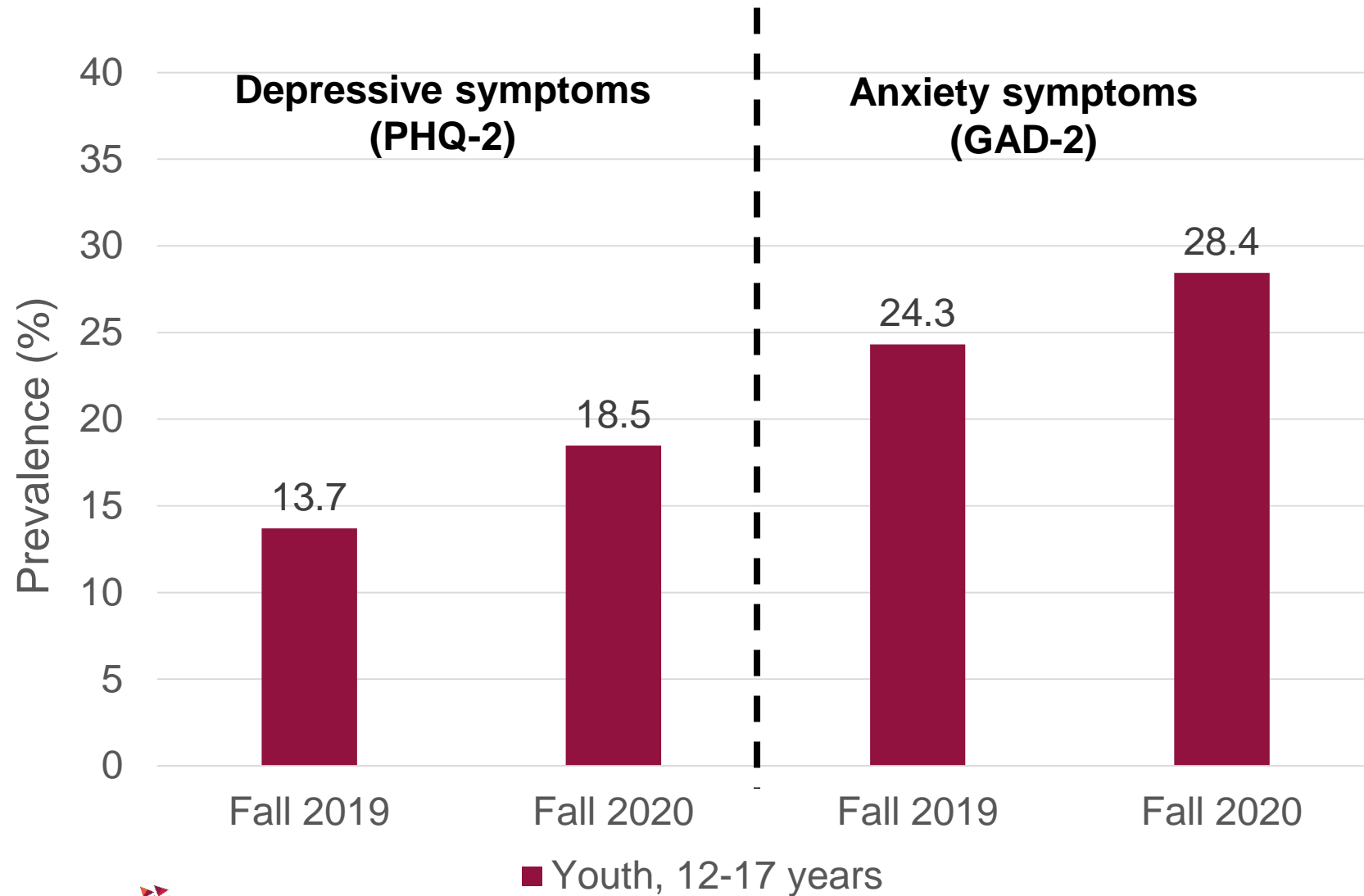
- **COVID-related distress**

“Overall, how much distress have you experienced related to COVID-19?”

Scale 1 (no distress) - 10 (high distress)



# Fall 2019 vs. Fall 2020: Mental health



# Have Depressive Symptoms Increased?

Table 1: Comparing the odds of depressive symptoms among youth 12-17 years in Fall 2020 vs. Fall 2019, controlling for sex, gender, and sexual identity.

Variables	Unadjusted Odds Ratio	95% Confidence Interval	p-value	Adjusted Odds Ratio	95% Confidence Interval	p-value
2020 vs. 2019	1.43	(0.94 - 2.15)	0.09	1.61	(0.97 - 2.68)	0.07
Controlling for:						
Female vs. Male	-	-	-	2.20	(1.04 - 4.63)	0.039
Transgender/Questioning vs. Cisgender	-	-	-	0.66	(0.23 - 1.92)	0.446
Not Straight vs. Heterosexual	-	-	-	3.46	(1.82 - 6.56)	<0.001

The odds of depression symptoms among youth were 61% higher in 2020 compared to 2019, controlling for sex, gender, and sexual identity (p=.07; not significant, note small sample sizes).

# Have Anxiety Symptoms Increased?

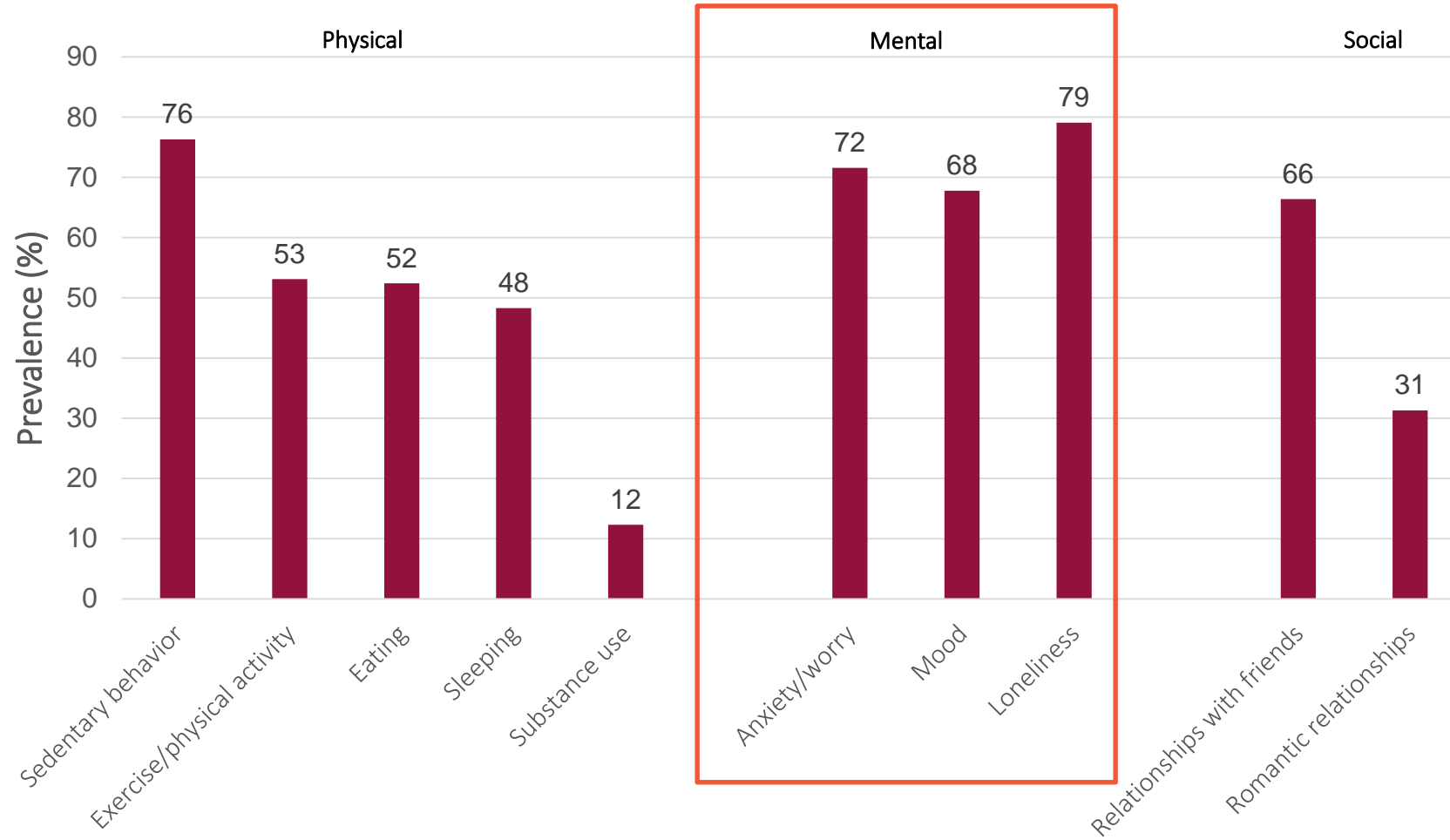
Table 2: Comparing the odds of anxiety symptoms among youth 12-17 years in Fall 2020 vs. Fall 2019, controlling for sex, gender, and sexual identity.

Variables	Unadjusted Odds Ratio	95% Confidence Interval	p-value	Adjusted Odds Ratio	95% Confidence Interval	p-value
2020 vs. 2019	1.24	(0.88 – 1.74)	0.22	1.46	(0.92 - 2.31)	0.11
Controlling for:						
Female vs. Male	-	-	-	2.92	(1.58 – 5.37)	0.001
Transgender/Questioning vs. Cisgender	-	-	-	0.53	(0.22 - 1.29)	0.16
Not Straight vs. Heterosexual	-	-	-	4.49	(2.48 – 8.14)	<0.0005

The odds of anxiety symptoms among youth were 46% higher in 2020 compared to 2019, controlling for sex, gender, and sexual identity (p=.11; not significant, note small sample sizes).

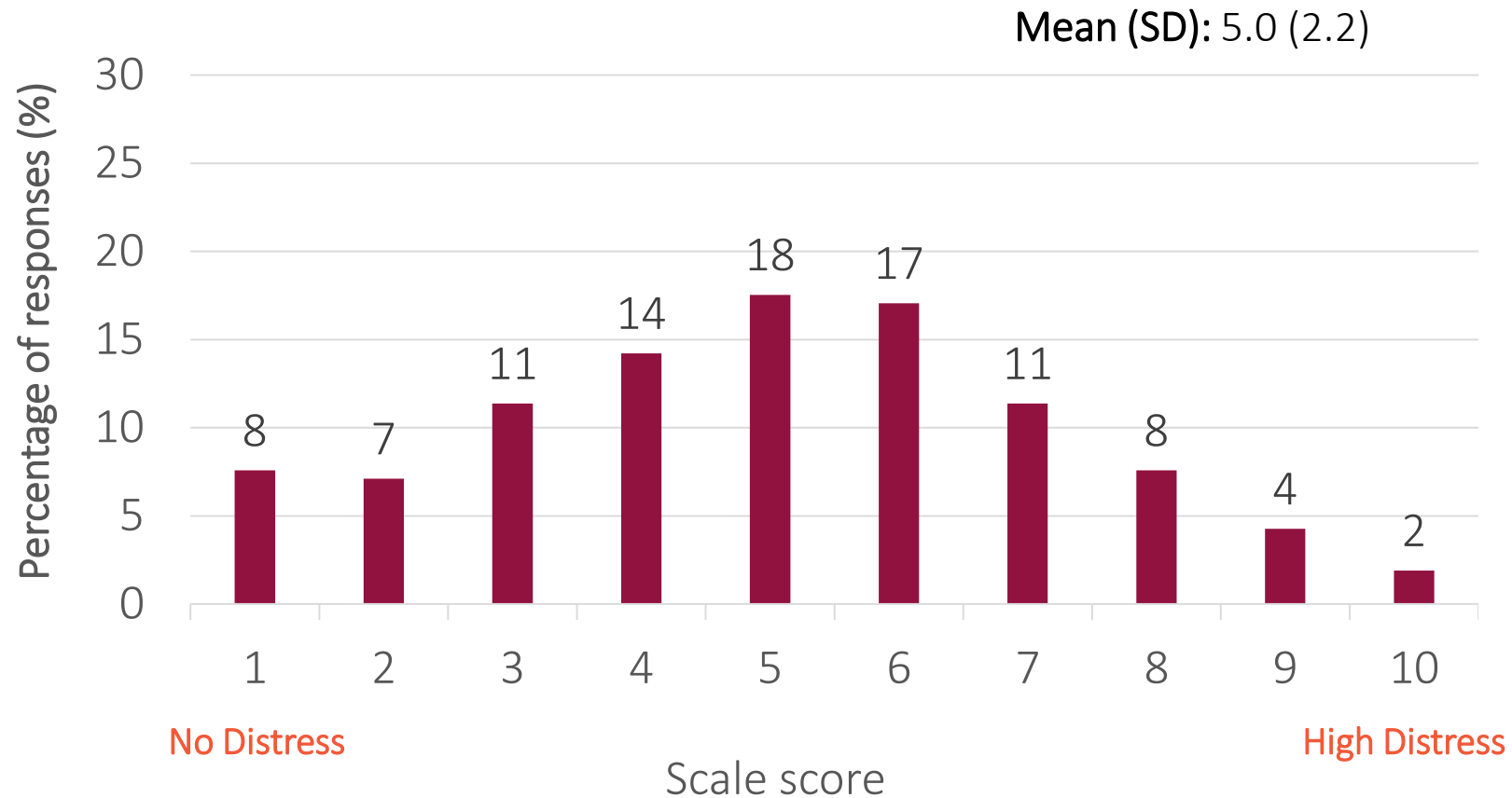
# COVID impact on well-being in youth

In general, how has the COVID-19 pandemic affected each of the following? (Percent reporting made it “a little” or “a lot” worse)



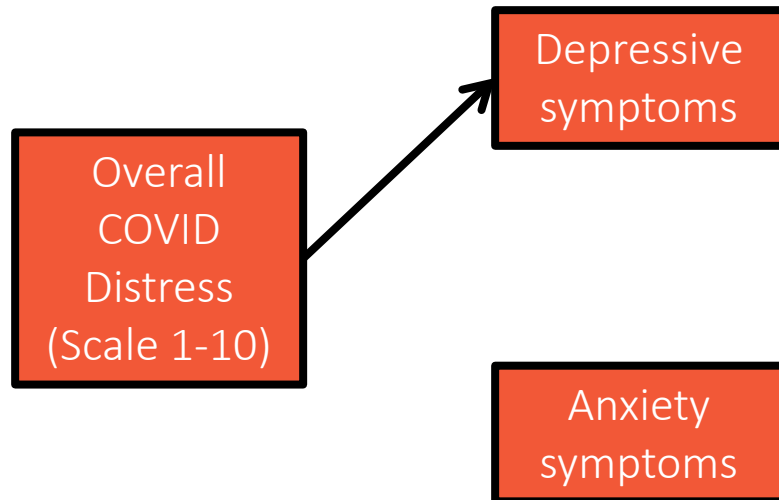
# Fall 2020: Overall COVID distress

Overall, how much distress have you experienced related to COVID-19?



## Is higher COVID distress associated with greater likelihood of depressive symptoms among youth?

Subsample of Youth (12-17 years) completing both years (N=88) showed that:



- Higher COVID distress in 2020 was associated with a 39% greater odds of depressive symptoms in 2020 (OR 1.39, 95% CI 0.99-1.95,  $p=0.06$ ) controlling for 2019 depressive symptoms.
- There was no relationship between overall COVID distress and anxiety symptoms in 2020 (OR 1.04, 95% CI 0.78-1.37,  $p=0.80$ ) controlling for anxiety symptoms in 2019.

## Mental Health

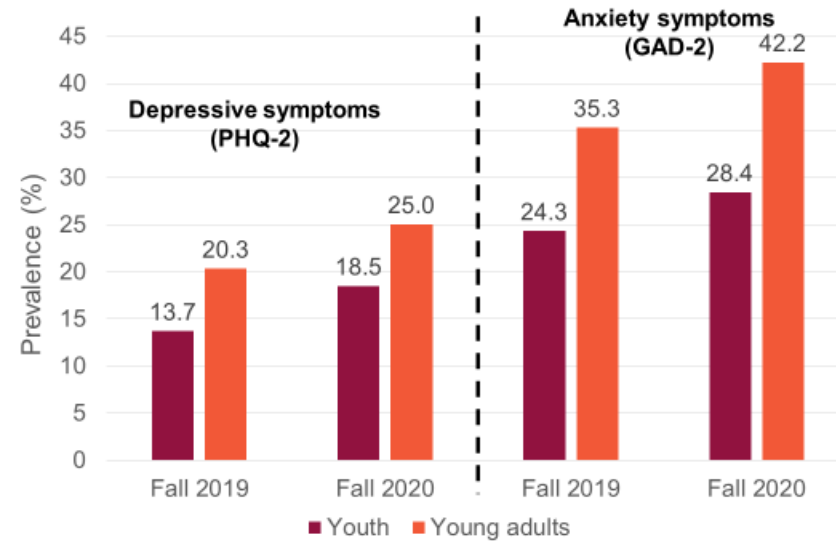
- Youth reported more depressive symptoms in the Fall 2020 than in the Fall 2019.
- We saw similar trends in anxiety symptoms among youth in Fall 2020 compared to Fall 2019.
- Around 70% of youth reported that the COVID-19 pandemic made their anxiety/worry, mood, or loneliness 'a little' or 'a lot' worse.

## COVID-related Distress → Mental Health

- As COVID distress scores increased in Fall 2020, so did the odds of depressive symptoms, but not anxiety.



## Fall 2019 vs. Fall 2020: Mental health



Waves 3 and 4, Preliminary data

- Trends in youth (12-17 years) mirrored those seen in young adults (18-25 years), which were statistically significant.
  - Lack of statistical significance among youth was likely due to smaller sample sizes of youth.

# Implications



- Our findings support that COVID-19 has impacted mental health of youth (ages 12-17).
- Early and sustained intervention efforts may be needed to minimize the long-term harms of the COVID-19 pandemic on mental health.

# Creating a VT Summer of Connection, Healing, and Learning

Holly Morehouse  
Vermont Afterschool  
[hollymorehouse@vermontafterschool.org](mailto:hollymorehouse@vermontafterschool.org)



# Vision for Summer 2021

---

## **Summer 2021 as a Summer of Connection, Healing, and Learning**

- Strengthening community connection, building resilience, addressing learning loss
- Getting children and youth together, outdoors, and engaged
- Providing opportunities for self-advocacy, exploration, leadership, relationship-building, skill-building

Providing full-day, mixed programming with low or no-cost options is really important



# Why Summer2021 is so Important

- **Supporting Working Families**
- **Stemming Learning Loss**
- **Addressing Lack of Connection**
- **Providing Access to Food**
- **Recognizing Mental Health and Well-being**
  - In the past month 28% of youth never felt confident in their ability to handle their personal problems and 29% never felt like things were going their way
  - 38% of youth report that they felt difficulties were piling up so high that they could not overcome them sometimes or often in the past month
  - 45.5% of high schoolers say that COVID has made their mental health worse
  - 47% of high schoolers report that COVID has worsened school connections and 57% of 11<sup>th</sup>/12<sup>th</sup> graders say it hurt their educational experience
  - 52% of 11<sup>th</sup>/12<sup>th</sup> graders say that they are lonelier due to COVID and 48% feel more anxious
  - 41% of youth had nervousness in the last week and 35% had sleeping problems



(Source: Data from Oct 2020 Planet Youth Survey)



# What Data Looks like for 2021

## Recent Survey to the Field February 2021 (n=74)

### Likelihood that they will run programs in summer 2021:

- 90.54% Most Likely Yes
- 4.05% Most likely No
- 5.41% Completely Undecided

Mix of afterschool, parks and rec,  
youth-serving organizations,  
licensed childcare

### Top Challenges and Concerns

- **Staffing (over 50% reported concerns)**
  - Finding Staff
  - Training for Staff
  - Programming Ideas given COVID limitations
  - Supporting Staff (vaccines, burnout, pay, testing)
- **Town and School Support (approx. 33%)**
  - Access to Appropriate Spaces
  - Collaboration with Schools
- **Health Guidance**
  - Enrollment / modified numbers/ pods
  - Transportation / Field Trips
  - Safety and Cleaning Supplies
  - What will parents/families choose to do

# Recommendations

---

## Statewide Strategies

- Supplement and reinforce the existing system
- Provide funds for expansion where needed
- Ensure learning loss, SEL, food are addressed
- Encourage school-community partnership and collaboration
- Provide targeted funds to expand programming in underserved areas
- Offer statewide vision/messaging, training, and technical assistance

## Potential Connections for Medical/Health Community

- Messaging around what kids need
- Thinking through local plans/strategies/alternatives
- Helping communities to weigh costs and benefits
- Communications to parents/families/schools
- Making local connections to create webs of support





# COVID-19 Impact on the Mental Health of Children/Youth/Families

## **REMINDER – Special VCHIP-VDH-COVID-19 Update Call:**

- When: Monday, February 22 – **EARLY start time: 12 noon** (Adobe)
- What: discuss considerations on this topic with Vermont legislators
- Who: Senator Virginia “Ginny” Lyons and Representative Lori Houghton

### Related initiatives:

- VT AOE – DMH group to address social-emotional health of pediatric population
  - ▣ To date without specific pediatric representation – please stay tuned!
  - ▣ Seeking your specific feedback: ***are you aware of increased crisis line use in your community – if so, what is your experience?***

# Prompts from our Legislative Colleagues

For our call on Monday, February 22: please be prepared to share your thoughts on the following (and if unable to attend in real time, feel free to send comments to [vchip.champ@med.uvm.edu](mailto:vchip.champ@med.uvm.edu))

- What are the short term and long term needs in addressing mental health for this population as we move out of the pandemic?
- What additional school-based needs should we consider as we move out of the pandemic?

# VDH COVID-19 Vaccine Toolkit

- New: VDH COVID-19 [Vaccine Promotion Toolkit](https://drive.google.com/drive/folders/1jIJO4jYQNLjqGdddbKQYit3bBhfySXUhE) – please share with your networks!
  - ▣ <https://drive.google.com/drive/folders/1jIJO4jYQNLjqGdddbKQYit3bBhfySXUhE>
- Toolkit materials are separated into two sections by messaging type:
- Eligibility-specific, “alert” messaging (currently 75+):
  - ▣ Social media posts; Blog/Newsletter (additional assets will be added soon!); Email; Letter
- General, “evergreen” messaging about vaccines
  - ▣ Social media posts; Blog/Newsletter (additional assets will be added soon!); Posters (8.5”x11” and 11”x17”); Vaccine fact sheet
    - “Things You Should Know About COVID-19 Vaccines” (will be updated as needed)

# Happening Now



- Big Change Roundup: [bigchangeroundup.org](http://bigchangeroundup.org)
  - Largest fundraiser for the UVMCH; funds raised support patients and families.
  - Examples: some child life services; new program startup (e.g., Transgender Program; safe sleep program on Mother Baby Unit); injury prevention initiatives; food insecurity initiative (CSC); support for inpatient families (ferry passes, gas cards, meal vouchers)
- Please help to promote personally as you are able and through your practices/organizations

# Multilingual Resources

<https://www.youtube.com/channel/UC3zjPpeFnXqvESr1y3d4DvQ>



Vermont Multilingual Coronavirus Task Force

157 subscribers

SUBSCRIBE

HOME

VIDEOS

PLAYLISTS

CHANNELS

ABOUT

ARABIC

▶ PLAY ALL



ARABIC: Facts about the Covid-19 vaccine.

Vermont Multilingual Coronavi...  
205 views • 5 days ago




ARABIC: Self test for Covid-19. How to do it!

Vermont Multilingual Coronavi...  
53 views • 1 month ago




ARABIC: Free coronavirus testing in Winooski and...

Vermont Multilingual Coronavi...  
16 views • 1 month ago



ARABIC: An important message from Dr Andrea...

Vermont Multilingual Coronavi...  
29 views • 1 month ago



ARABIC: Governors orders re travel into Vermont from...

Vermont Multilingual Coronavi...  
15 views • 2 months ago

BURMESE

▶ PLAY ALL

# Questions/Discussion

- ❑ Q & A Goal: monitor/respond in real time; record/disseminate/revisit later as needed.
- ❑ **For additional questions, please e-mail:** [vchip.champ@med.uvm.edu](mailto:vchip.champ@med.uvm.edu)
  - ❑ What do you need – how can we be helpful (specific guidance)?
- ❑ **VCHIP CHAMP VDH COVID-19 website:**  
[https://www.med.uvm.edu/vchip/projects/vchip\\_champ\\_vdh\\_covid-19\\_updates](https://www.med.uvm.edu/vchip/projects/vchip_champ_vdh_covid-19_updates)
- ❑ Next CHAMP call – **SPECIAL CALL/START TIME: Monday, February 22, 2021 – 12 noon-1:00** – **Guests: VT State Sen. Ginny Lyons & Rep. Lori Houghton**
- ❑ Generally back to **Monday/Wednesday/Friday** schedule
- ❑ Please tune in to VMS call with VDH Commissioner Levine:  
**Thursday, February 25 2021 – 12:30-1:00 p.m.** – **Zoom platform & call information:**
- ❑ **Join Zoom Meeting:**  
<https://us02web.zoom.us/j/86726253105?pwd=VkVuNTJlZFQ2R3diSVdqdlJ2ZG4yQT09>
  - ❑ Meeting ID: 867 2625 3105 / Password: 540684
- ❑ One tap mobile - +1 646 876 9923,,86726253105#,,,0#,,540684#