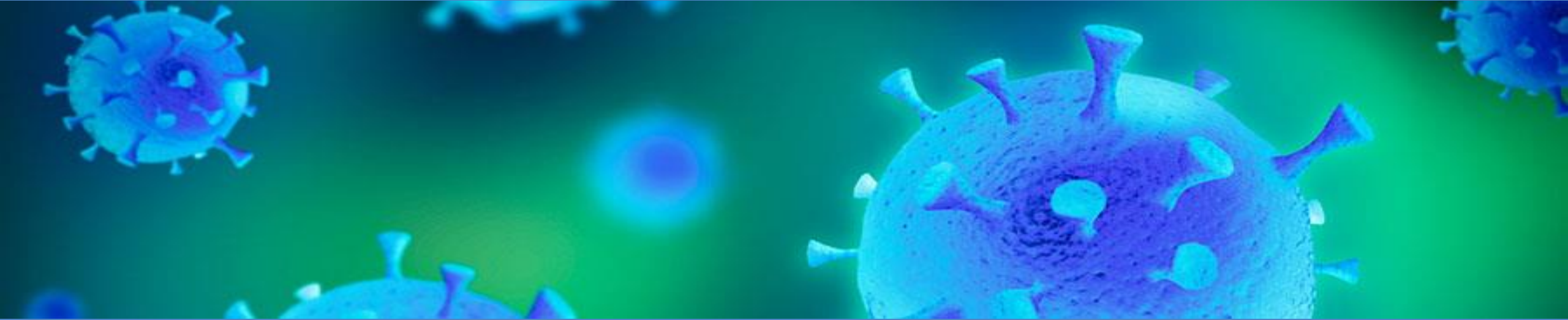


VCHIP / CHAMP / VDH COVID-19 UPDATES



Wendy Davis, MD FAAP - Senior Faculty, Vermont Child Health Improvement Program, UVM
Breena Holmes, MD FAAP – VCHIP Senior Faculty & Physician Advisor, MCH Division, VDH
April 2, 2021



Technology Notes

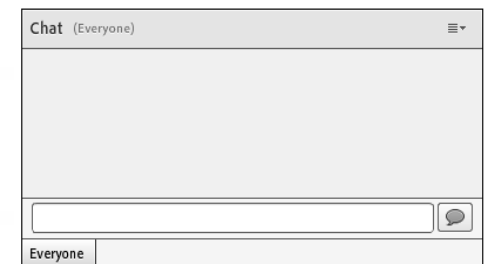
- 1) All participants will be muted upon joining the call.
- 2) If you dialed in or out, **unmute by pressing #6** to ask a question (and press *6 to mute).
If you are having audio difficulties and are using your computer speakers, you may wish to dial in:

Call in number – 1-866-814-9555

Participant Code – 6266787790

Presenters: Please avoid the use of speakerphone and make sure your computer speaker is muted if you dialed in via phone.


- 3) To ask or respond to a question using the **Chat** box, type your question and click the  icon or press Enter to send.



Overview

- Celebrating ***International Children's Book Day***
 - Also World Autism Awareness Day
 - Belated Happy Holi (March 28-29); concluding Passover
 - Happy Easter to those who celebrate: see "*The Unsettling Power of Easter*" by Esau McCaulley (<https://www.nytimes.com/2021/04/02/opinion/easter-celebration.html>)
- Reminder – weekly event schedule:
 - **VCHIP/CHAMP/VDH calls: M/W/F**; Gov. Media Briefings Tues/Fri; VMS call with VDH Comm. Levine Thursday
- Situation, VDH, updates; Friday media briefing
- Practice Issues: ***Vermont Summer Enrichment***
- Q & A/Discussion

[Please note: the COVID-19 situation continues to evolve very rapidly – so the information we're providing today may change quickly]



<https://www.ibby.org/>
Illustrated by Roger Mello

The music of words – *Margarita Engle*

When we read, our minds grow wings.


When we write, our fingers sing.

Words are drumbeats and flutes on the page,
soaring songbirds and trumpeting elephants,
rivers that flow, waterfalls tumbling,
butterflies that twirl
high in the sky!

Words invite us to dance---rhythms, rhymes,
heartbeats,
hoofbeats, and wingbeats, old tales and new ones,
fantasies and true ones.

Whether you are cozy at home
or racing across borders toward a new land
and a strange language, stories and poems
belong to you.

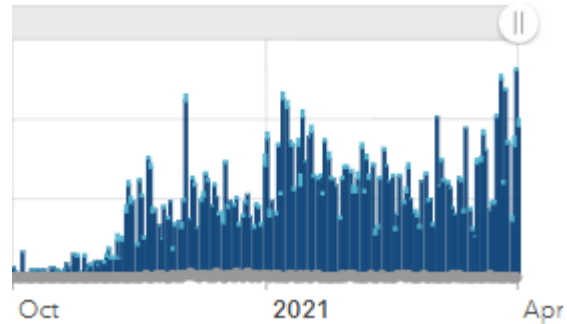
When we share words, our voices
become the music of the future,
peace, joy and friendship,
a melody
of hope.



<https://www.ibby.org/>
Illustrated by Roger Mello

Situation update

New Cases 201 19,755 Total
Currently Hospitalized 35
Hospitalized In ICU 2
Hospitalized Under Investigation 1
Percent Positive 7-day Avg. 2.1%
People Tested 357,531
Total Tests 1,353,928
Recovered 16,248 82.2% of Cases
Deaths 228 1.2% of Cases
Last Updated: 4/2/2021, 10:52:09 AM

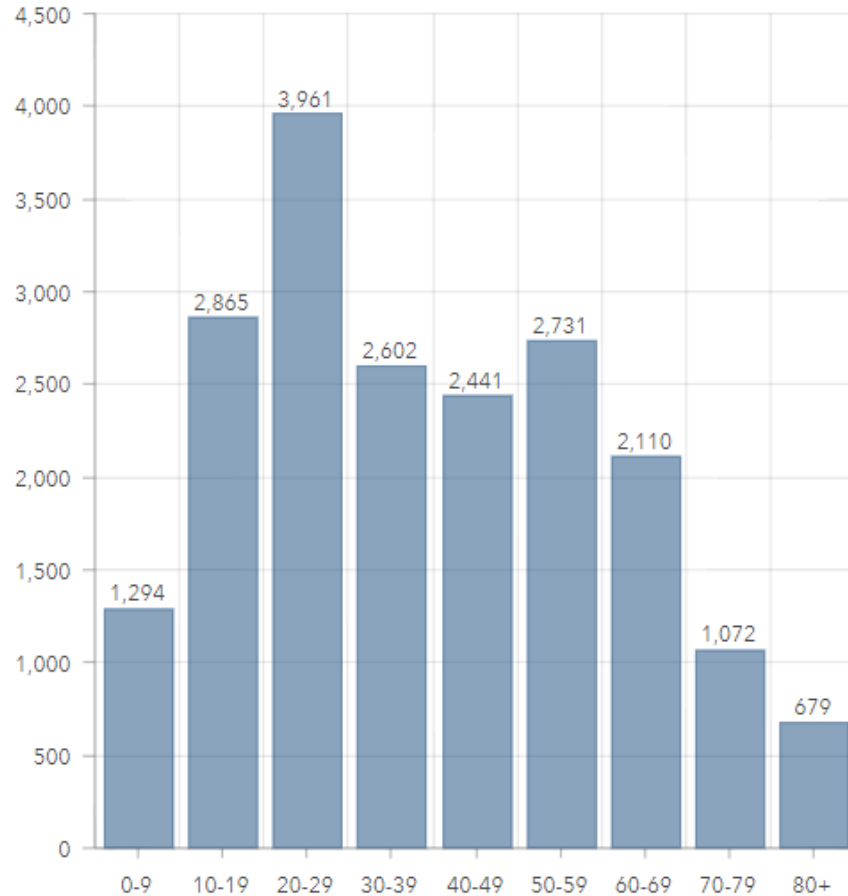


VT New Cases, Probables, Deaths

- U.S. **30.5 million+** cases; **552,593 deaths**
 - <https://www.nytimes.com/interactive/2020/us/coronavirus-us-cases.html> (updated 4/2/21)
 - 4/1/21: **77,718 new cases; 955 d.; 41,162 hosp.**
 - Past week: average 65,574 cases/day (increase of 20% from average 2 weeks earlier)
 - **2.8 million+ deaths worldwide; 129.6 million+ cases)**
- **VDH Weekly Data Summary(4/2/21)**
 - **No Weekly Spotlight Topic:** Find previous summaries at: <https://www.healthvermont.gov/covid-19/current-activity/weekly-data-summary>

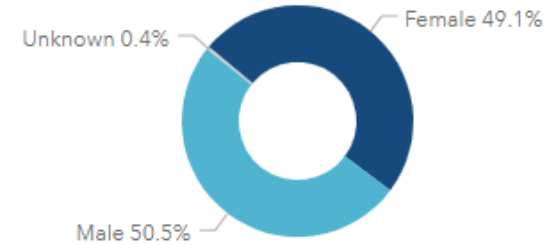
Situation update

Vermont COVID-19 Cases by Age Group

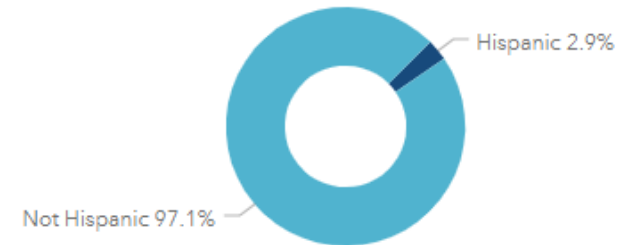


Case Demographics

Vermont COVID-19 Cases by Sex



Vermont COVID-19 Cases by Ethnicity if Known



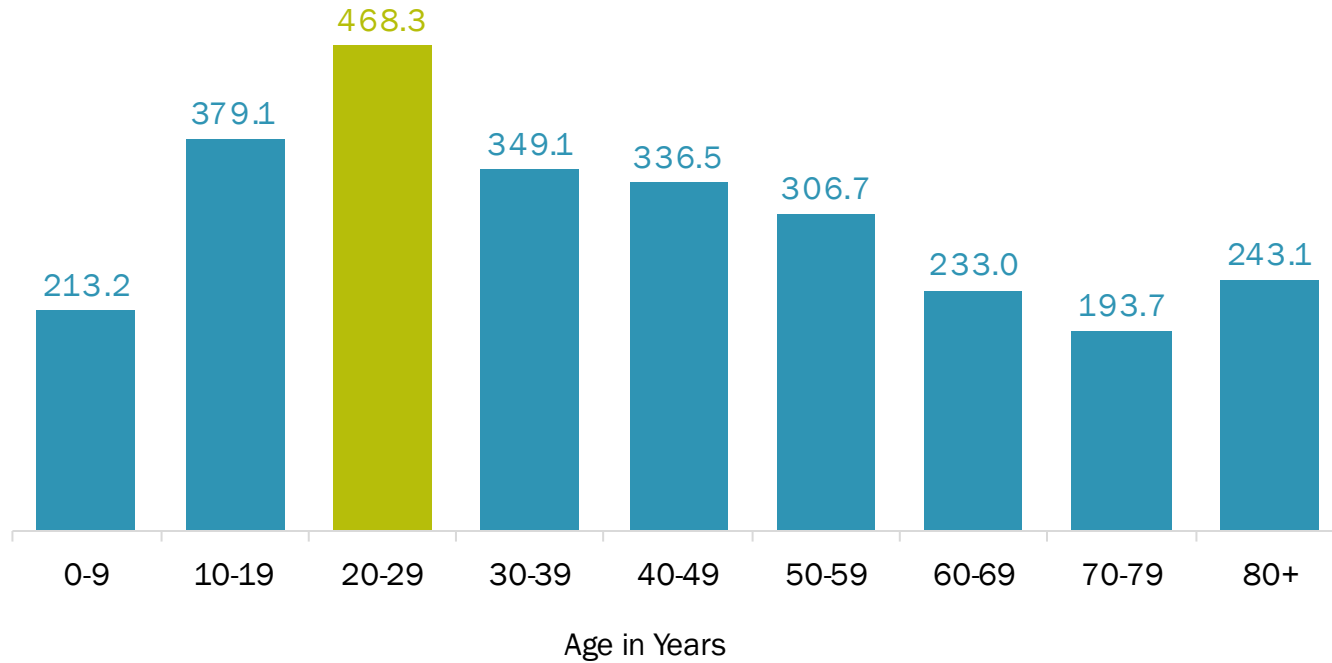
Vermont COVID-19 Cases by Race if Known



From today's VDH Weekly Data Summary (4/2/21)

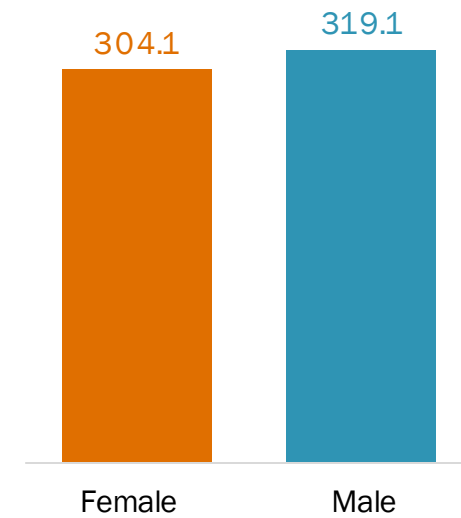
Rates of COVID-19 are highest among Vermonters 20-29 years old.

Rate per 10,000 Vermonters



Females and males have similar rates of COVID-19.

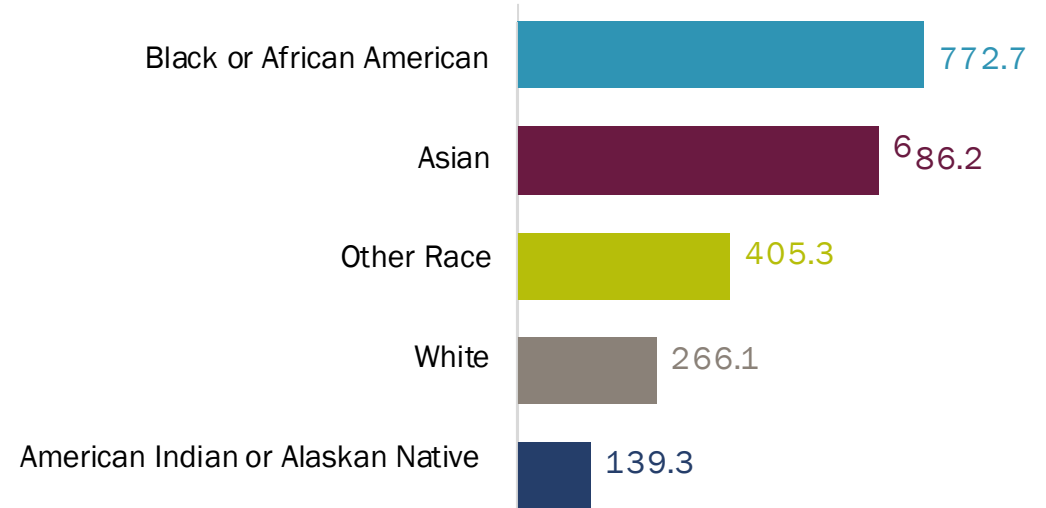
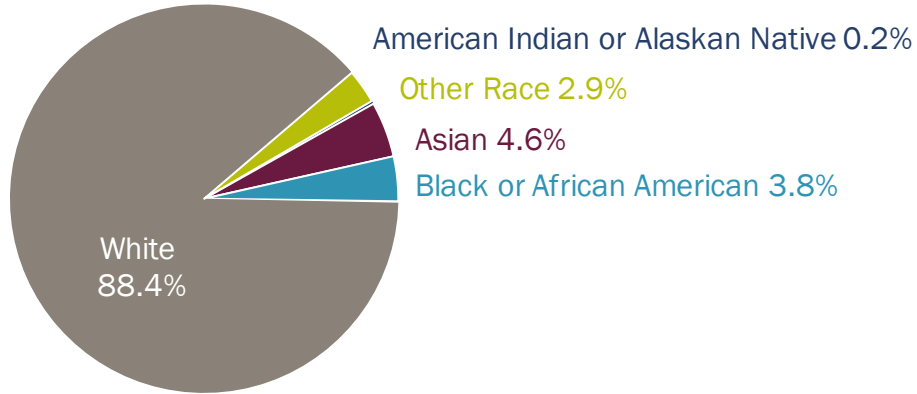
Rate per 10,000 Vermonters



From today's VDH Weekly Data Summary (4/2/21)

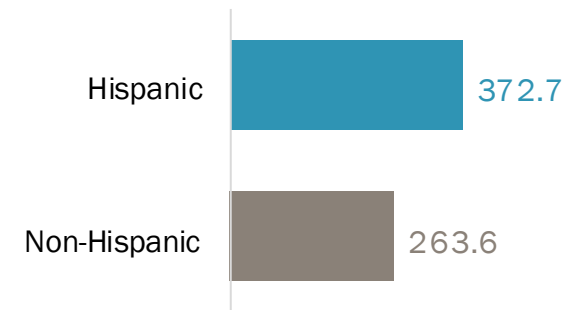
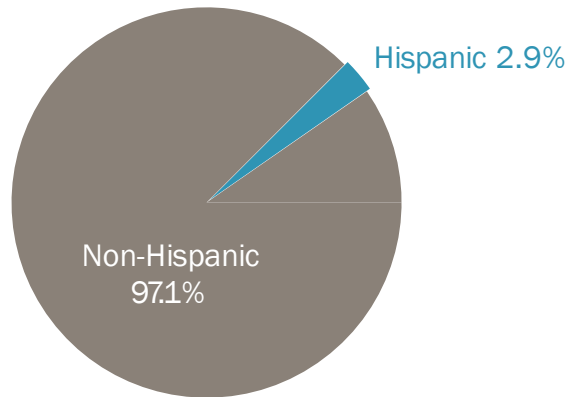
White Vermonters represent the majority of COVID-19 cases. African American Vermonters have the highest rate.

Rate per 10,000 Vermonters



Non-Hispanic Vermonters represent the majority of COVID-19 cases. Hispanic Vermonters have the higher rate.

Rate per 10,000 Vermonters



Other Race includes people who identify as two or more races, or a race other than white, Asian, African American or Black, and American Indian or Alaskan Native.

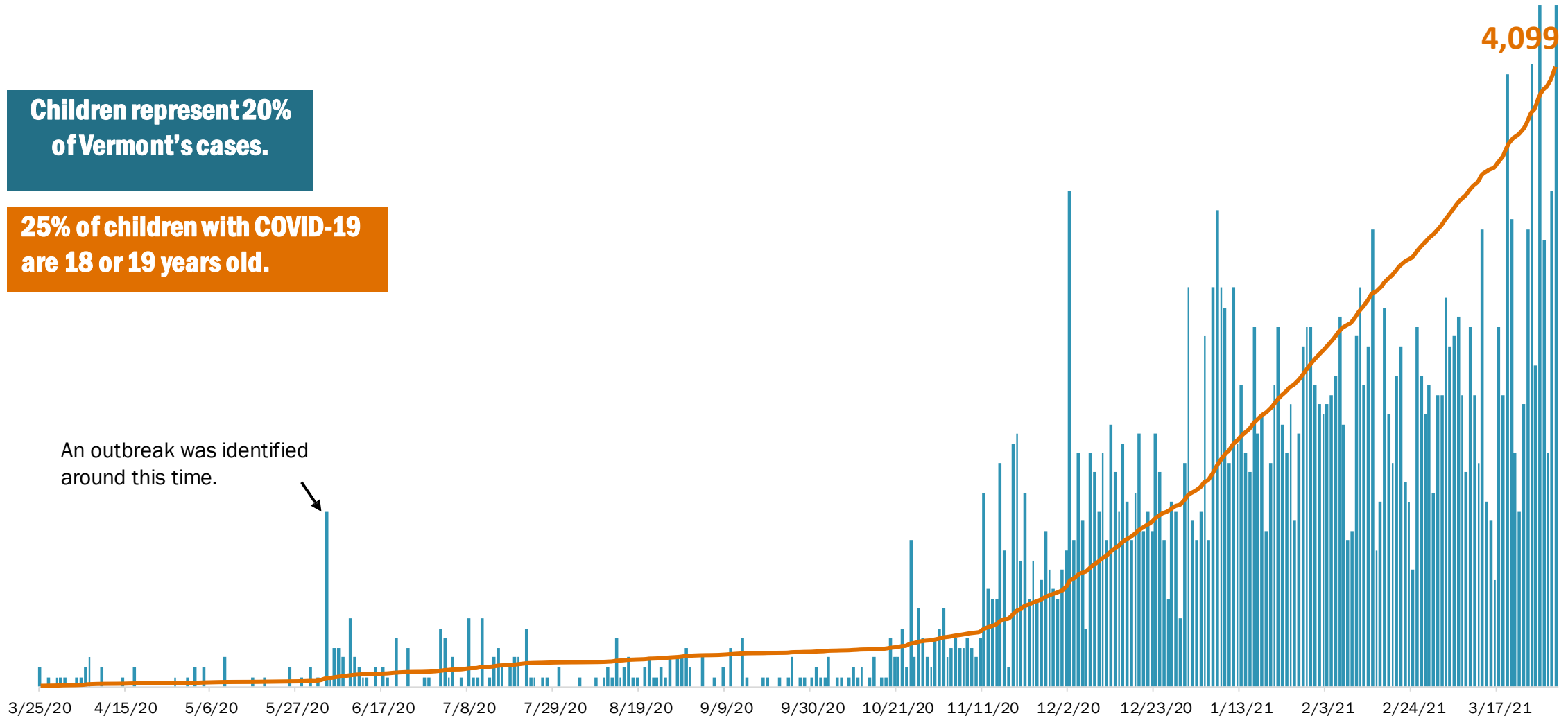
Race is unknown in 9% of cases (n = 1,823) and ethnicity is unknown in 15% of cases (n = 2,937).

On 3/12/2021, the pie chart methodology for percentage of race and ethnicity among cases was updated.

From today's VDH Weekly Data Summary (4/2/21) New and Cumulative Cases of Vermont Children (Age 19 and Younger) with COVID-19

Children represent 20% of Vermont's cases.

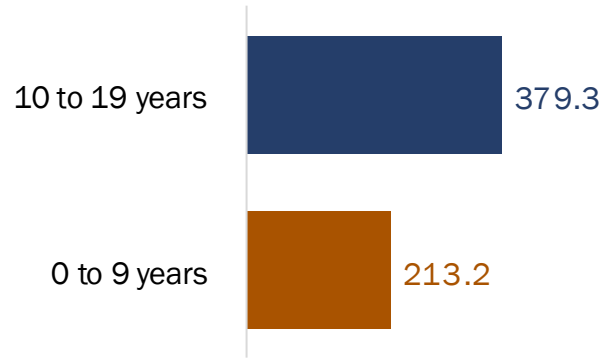
25% of children with COVID-19 are 18 or 19 years old.



From today's VDH Weekly Data Summary (4/2/21)

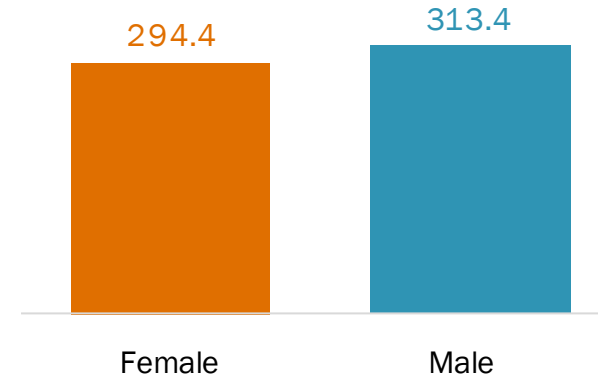
Older children have a higher rate of COVID-19 compared to younger children.

Rate per 10,000 Vermonters 0-19 years old

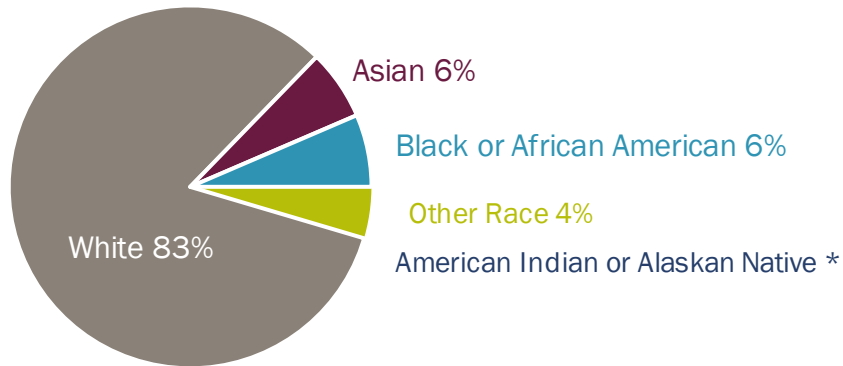


Female and male children have similar rates of COVID-19.

Rate per 10,000 Vermonters 0 to 19 years old

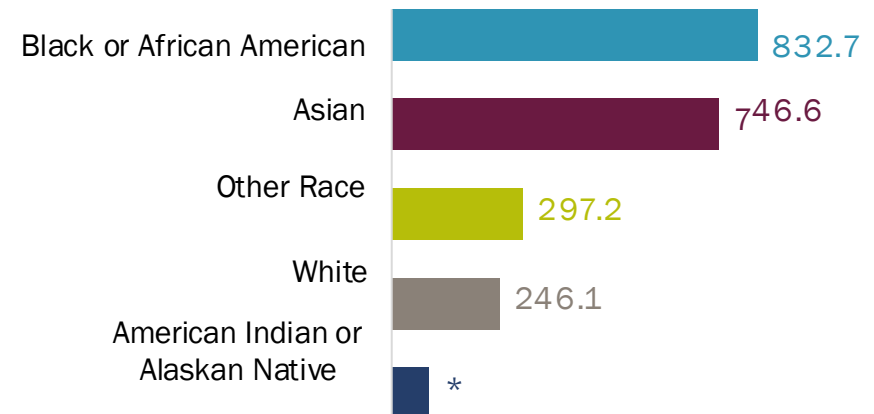


Among children with COVID-19, Black, Indigenous and people of color represent 19% of cases.



Among children with COVID-19, Black or African Americans have the highest rate.

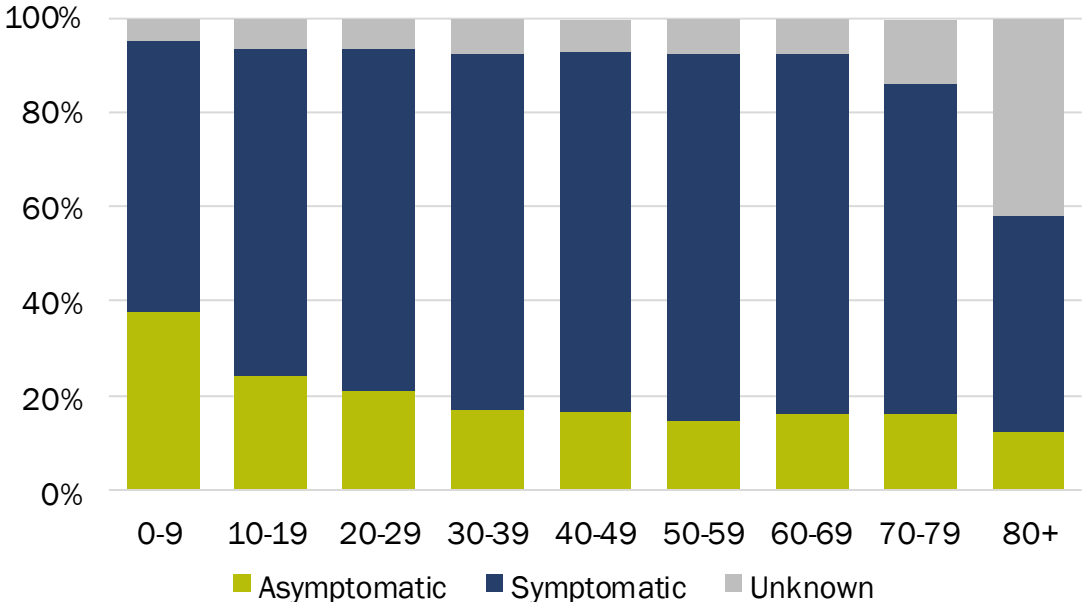
Rate per 10,000 Vermonters 0 to 19 years



From today's VDH Weekly Data Summary (4/2/21)

Sign or Symptom	Percent of Children with Symptom
Runny nose	54%
Headache	46%
Cough	45%
Fatigue	40%
Sore Throat	39%
Muscle pain	25%
Loss of smell or taste	26%
Fever	19%

The percent of COVID-19 cases with no symptoms is higher among children. Less than one fourth (24%) of cases among children had no symptoms reported.



5 days
Average illness duration among children

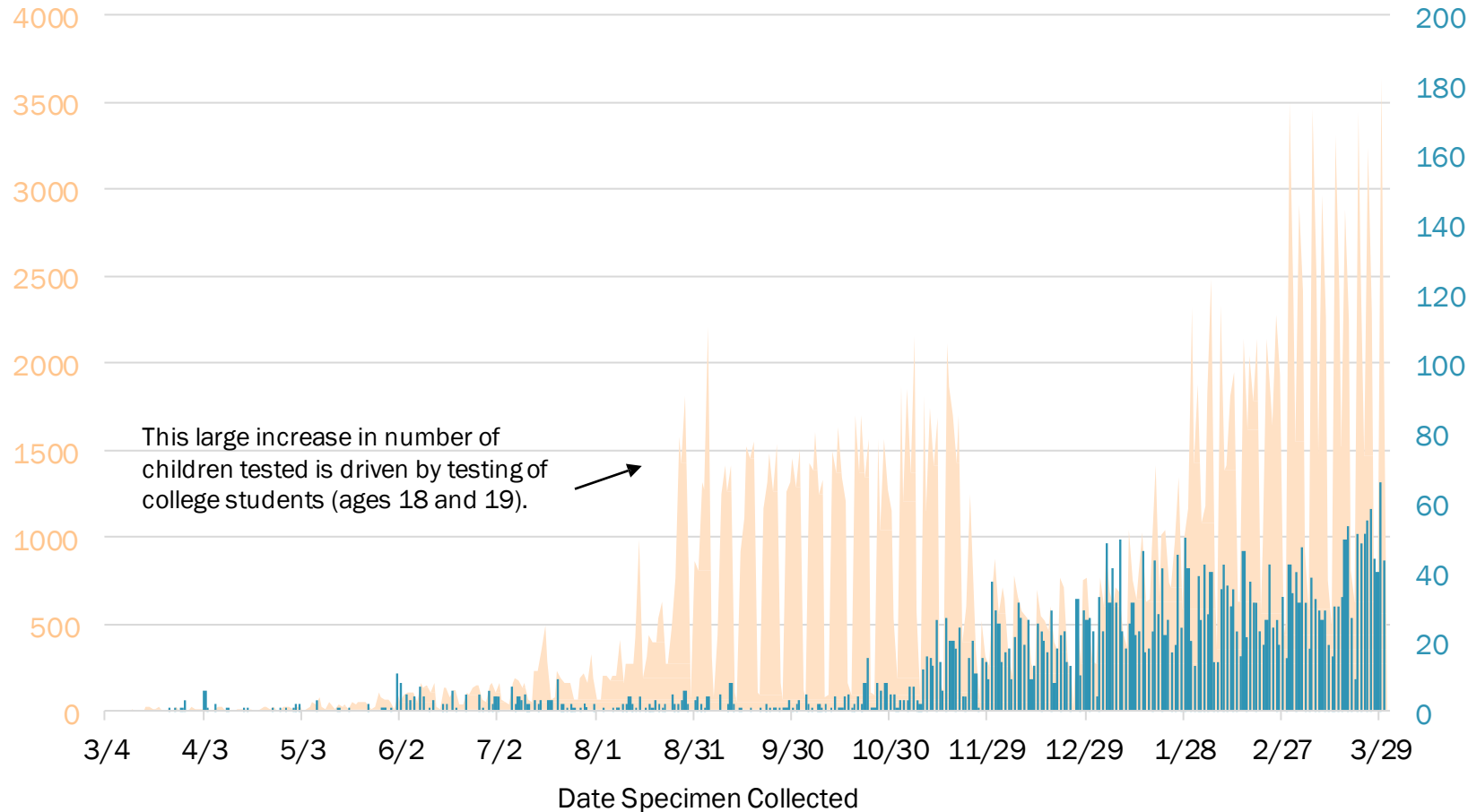
55% of children with COVID-19 had known contact with somebody else who had COVID-19.

22% of children with COVID-19 were part of an outbreak.

Among Vermont's children with COVID-19, there are currently no reported cases of multi-system inflammatory syndrome or deaths, and six hospitalizations.

From today's VDH Weekly Data Summary (4/2/21)

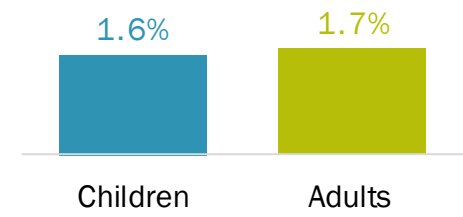
The number of **tests among children** for COVID-19 and the number of **positive tests** have increased over time.



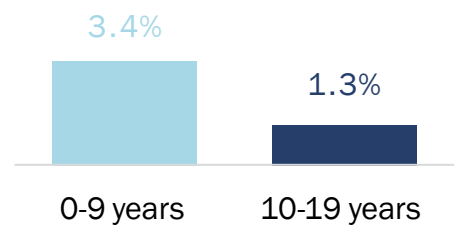
Total tests represents the total number of tests among children (specimen level).

There have been **267,437** COVID-19 tests completed among children.

Percent of tests positive among **children** is similar to **adults**.



Percent of tests positive among **younger children** is greater than **older children**, however many more older children have been tested.



COVID-19 Cases in VT K-12 Learning Communities (While Infectious)

COVID-19 Cases in Vermont K-12 Learning Communities While Infectious

- <https://www.healthvermont.gov/sites/default/files/documents/pdf/COVID19-Transmission-Schools.pdf>
- Table updated **Tuesday & Friday** w/data through previous Sunday & Wednesday.

March 31, 2021

Cases in Vermont K-12 Learning Communities While Infectious

Learning Community	Cases Reported In the Past 7 Days	Total Cases
Schools with less than 25 students are reported in the "Total for all Suppressed Schools" row at the end of the table.		
TOTAL FOR ALL SCHOOLS	115	1006

March 28, 2021

Cases in Vermont K-12 Learning Communities While Infectious

Learning Community	Cases Reported In the Past 7 Days	Total Cases
Schools with less than 25 students are reported in the "Total for all Suppressed Schools" row at the end of the table.		
TOTAL FOR ALL SCHOOLS	111	959

VT College & University dashboards:

- UVM update** (week of 3/22-3/28/21): 55 new cases off campus; 25 on campus; 0 faculty/staff
- Announced this week: plans to hold small in-person, on-campus Commencement 5/20-21/21 (multiple ceremonies); "opportunity to cross the stage/have names called." Will involve testing/masking/distancing; family members/guests to attend virtually. Pivot to virtual if necessary.

Vaccine, Vermont Residency & College Students (3/31/21)

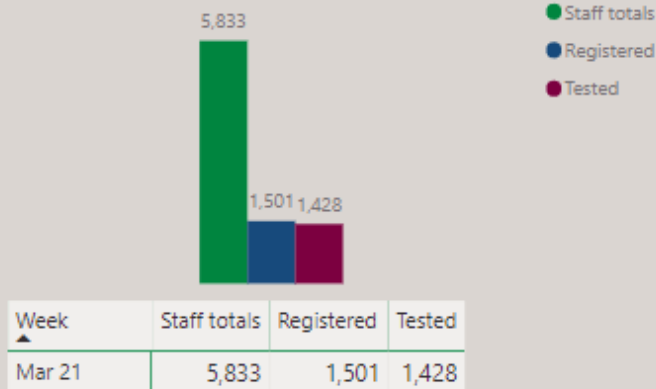
- Hopes/expects to make vaccines available to all people in Vermont, including all college students.
 - “It is important to note that registration for Vermont residents in the 16-29 age band is scheduled to open on 4/19/21 – residency defined as anyone who moved to VT w/in last 6 mos. w/intention of becoming resident & in group currently eligible (incl. college students who intend to stay in Vermont this summer).
 - Those not intending to stay don’t meet current residency requirement
 - Discussions ongoing re: when to make non-resident students eligible.
 - As supply increases, expect to expand to non-resident students, 2nd home owners – possibly as soon as 4/30/21.
- Focus on VT resident HS students & spring/summer celebrations.

AOE School Staff Testing Dashboard

School Staff Testing: Weekly Summary

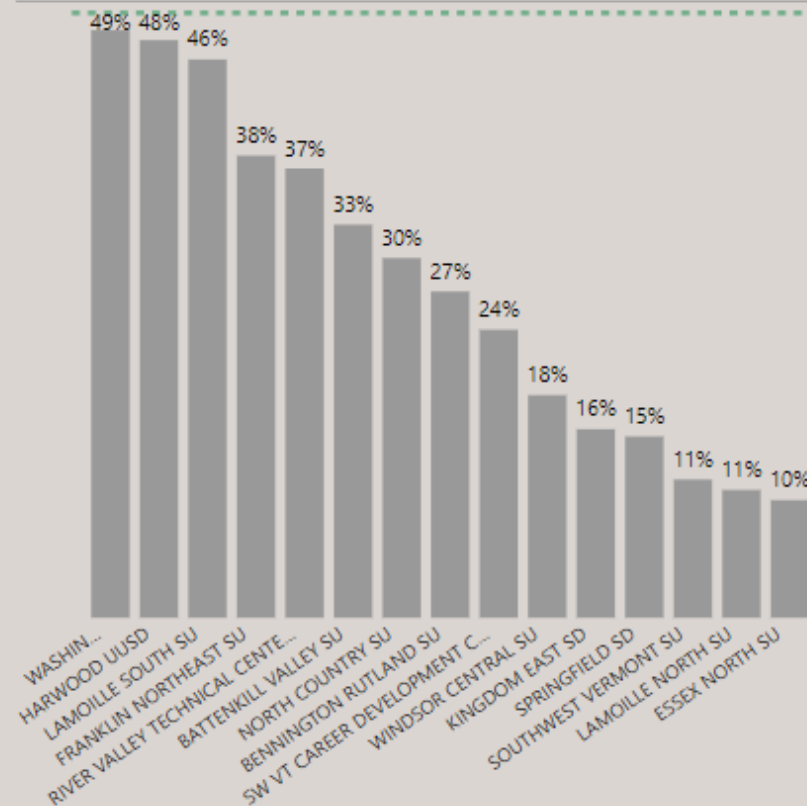


Summary



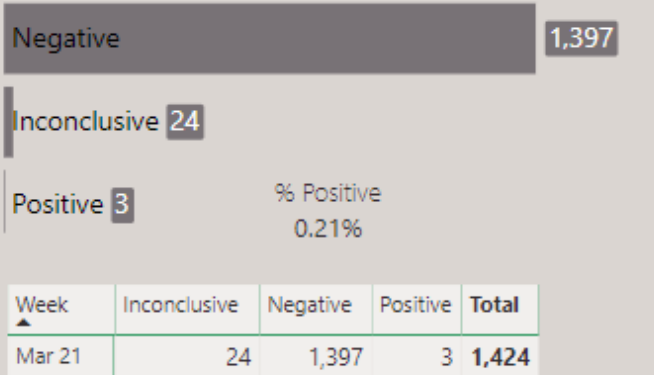
Select Testing Week:

% Registered by SD/SU



SD/SU	% Registered
WASHINGTON CENTRAL SUPERVISORY UNION	49%
HARWOOD UUSD	48%
LAMOILLE SOUTH SU	46%
FRANKLIN NORTHEAST SU	38%
RIVER VALLEY TECHNICAL CENTER SD	37%
BATTENKILL VALLEY SU	33%
NORTH COUNTRY SU	30%
BENNINGTON RUTLAND SU	27%
SW VT CAREER DEVELOPMENT CTR SD	24%
WINDSOR CENTRAL SU	18%
KINGDOM EAST SD	16%
SPRINGFIELD SD	15%
SOUTHWEST VERMONT SU	11%
LAMOILLE NORTH SU	11%
ESSEX NORTH SU	10%
Total	25%

Test Results



Data source: Vermont Testing/Vaccine Registration System. Updated 3/31/2021 7:15:50 AM

Week of March 21; updated 3/31/21

<https://education.vermont.gov/news/covid-19-guidance-vermont-schools/school-staff-covid19-surveillance-testing/school-staff-covid-19-surveillance-testing-weekly-summary>

VDH COVID-19 Vaccine Dashboard

- Daily updates Tuesday thru Saturday
- Data = counts reported by end previous day; subject to change.
- <https://www.healthvermont.gov/covid-19/vaccine/covid-19-vaccine-dashboard>

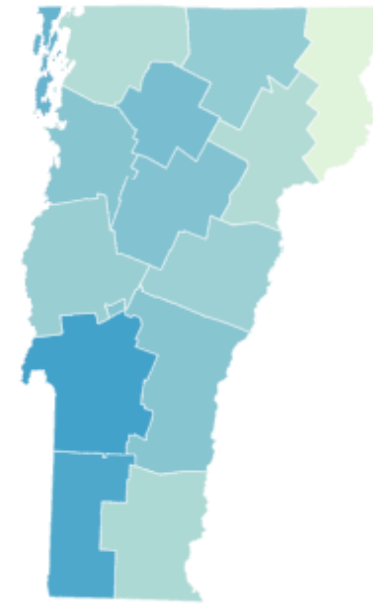
NOTE (2/17/21): to align w/CDC reporting, # of doses rec'd. for VA & VNG were removed from # doses rec'd.; accounted for ~8,300 doses.

Vaccination by County

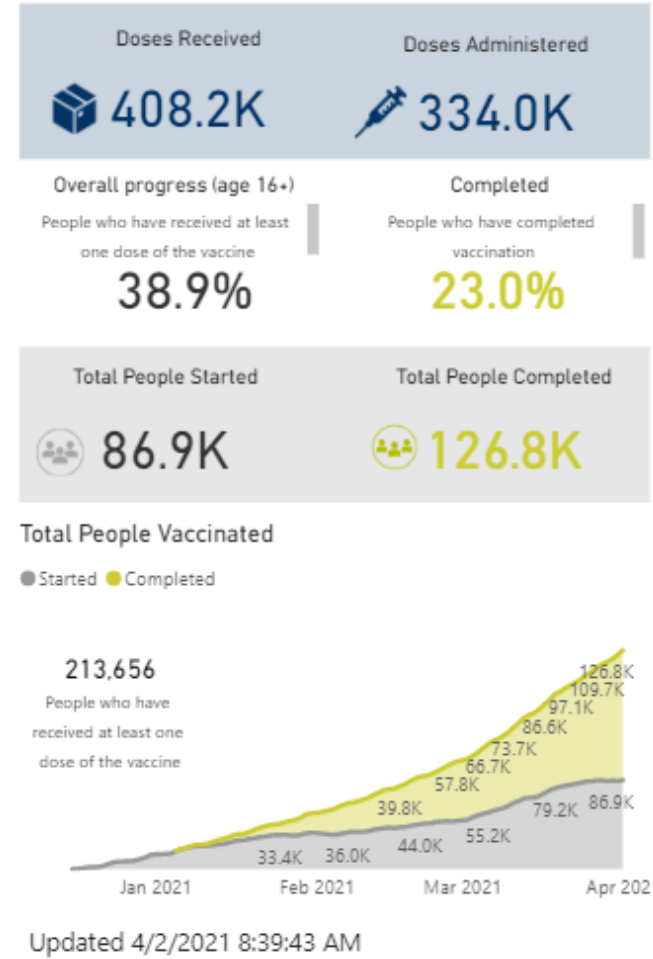
The percent of the county population that has received at least one dose of the vaccine

+ Show Race Detail

County	Overall progress
Addison	37.4%
Bennington	43.9%
Caledonia	35.2%
Chittenden	39.0%
Essex	31.3%
Franklin	35.2%
Grand Isle	41.8%
Lamoille	40.2%
Orange	37.2%
Orleans	37.8%
Rutland	44.9%
Washington	39.4%
Windham	35.7%
Windsor	39.0%
Vermont	38.9%



31.3% 44.9%



VDH COVID-19 Vaccine Dashboard

- Daily updates Tuesday thru Saturday
- Data = counts reported by end previous day; subject to change.
- <https://www.healthvermont.gov/covid-19/vaccine/covid-19-vaccine-dashboard>

NOTE (2/17/21): to align w/CDC reporting, # of doses rec'd. for VA & VNG were removed from # doses rec'd.; accounted for ~8,300 doses.

Vermont Vaccination Data

Select County

All

Clear filters

By Age - Statewide

The percent of the statewide population of each age group that has received at least one dose of the vaccine

Age	%
16 - 17	4.6%
18 - 29	15.0%
30 - 39	25.0%
40 - 49	26.7%
50 - 59	29.7%
60 - 64	38.8%
65 - 69	78.1%
70 - 74	89.7%
75+	87.4%
Vermont	38.9%

By Sex - Statewide

The percent of the statewide population of each sex that has received at least one dose of the vaccine

Sex	%
Female	44.6%
Male	33.0%
Vermont	38.9%

Sex information is missing for 0% of people vaccinated.

Summary

By Age, Sex, Race, Ethnicity

By Race - Statewide

The percent of the statewide population of each race that has received at least one dose of the vaccine

Race	%
Asian	22.9%
Black or African American	19.0%
Native American, Indigenous, or First Nation	8.9%
Pacific Islander	4.4%
Two or more races	23.1%
White	38.7%
Vermont	37.7%

Race information is missing for 6% of people vaccinated.

By Race/Ethnicity and Age

The percent of the statewide population of each race/ethnicity that has received at least one dose of the vaccine

Race	16 - 64	65+	Total
BIPOC	17.1%	67.1%	22.5%
Non-Hispanic White	21.9%	77.5%	35.7%
Vermont	21.5%	77.1%	34.8%

Race/ethnicity information is missing for 11% of people vaccinated.

BIPOC refers to Black, Indigenous, and people of color.
Updated 4/2/2021 8:39:43 AM

VDH COVID-19 Vaccine Registration & Sites

<https://www.healthvermont.gov/covid-19/vaccine/getting-covid-19-vaccine>

MAKE AN APPOINTMENT

Blue button above is for appointments at state-run clinics, Costco, Hannaford and Walmart. You can also get an appointment at [Kinney Drugs](#), [CVS](#) or [Walgreens](#).

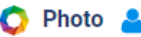
See information on appointments, or set up an account now.

ELIGIBILITY

- > People 50 years and older
- > People 16 years or older with high-risk health conditions
- > School staff and child care workers
- > People who work in the public safety system
- > Health care personnel and residents of long-term care facilities
- > English language learners and people in immigrant/refugee communities
- > Black, Indigenous and people of color (BIPOC)

MAKE AN APPOINTMENT

There are enough appointments for everyone who is eligible. Appointments are required. Clinics cannot accept walk-ins.



- Home
- Pharmacy +
- Savings +
- Shop +
- About Us +
- Contact

COVID-19 Vaccination Scheduling at Kinney Drugs in Vermont

Currently, the State of Vermont allows:

- Vermont residents age 65+



Search

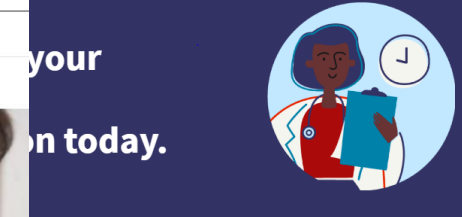
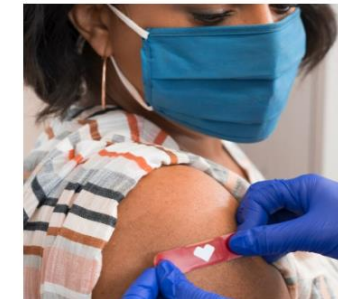
- Pharmacy
- MinuteClinic®
- HealthHUB
- Shop
- ExtraCare®
- Contact Lenses
- Photo

Home > Pharmacy > COVID-19 Vaccine

Now offering the FREE* COVID-19 vaccine in select stores

We're administering the vaccine by appointment only based on local eligibility guidelines.

No cost with insurance or through federal program for the uninsured.



...cines are now available in some states at select stores to individuals 16 years of age and older for Pfizer; 18 years of age and older for Moderna) who meet state-specific eligibility



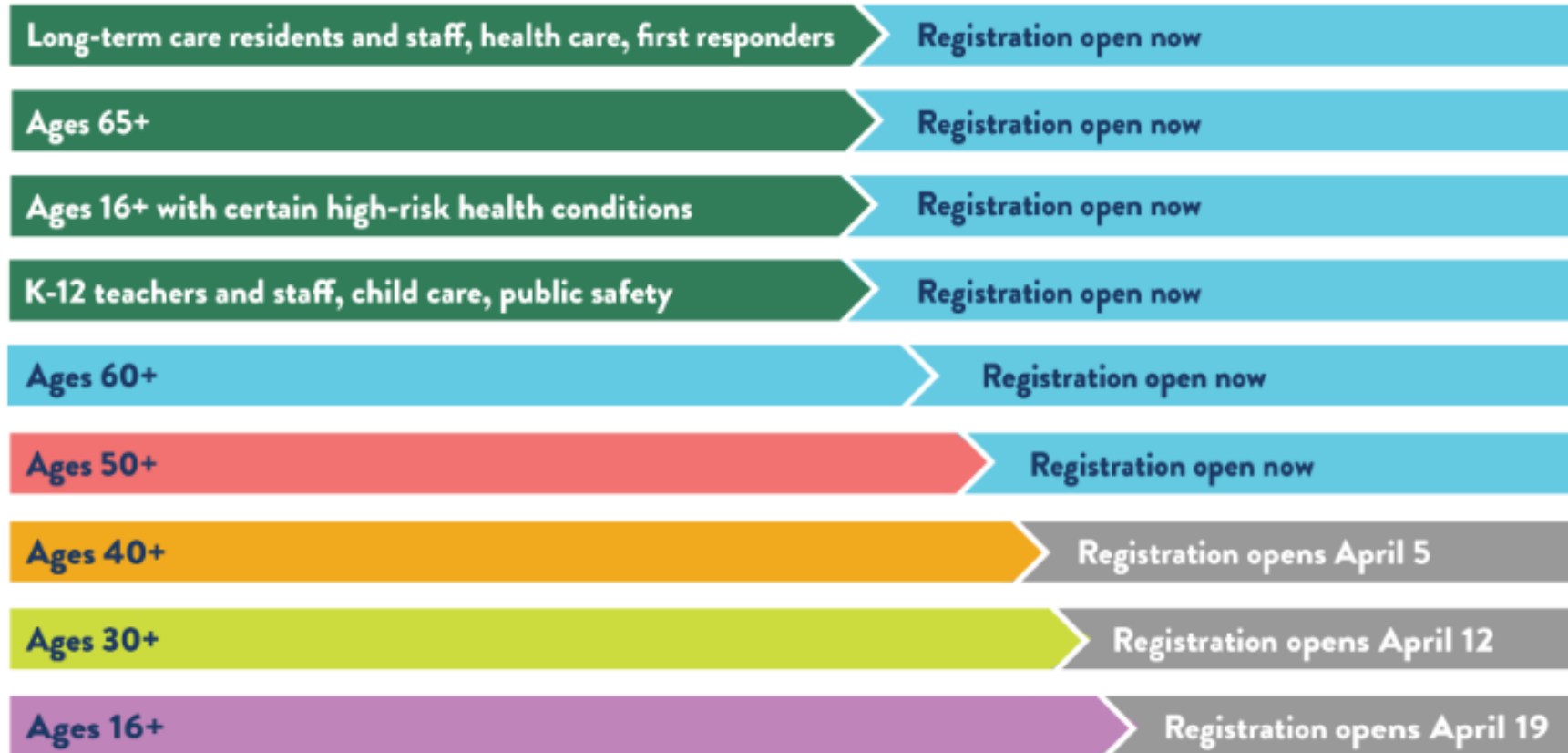
April 2, 2021

18



Vermont Vaccine Eligibility (*updated 3/29/21*)

WHEN CAN VERMONTERS SIGN UP FOR A COVID-19 VACCINE?



Most Vermonters should expect the entire process, from registration to when the vaccine is most effective, to take about two months.

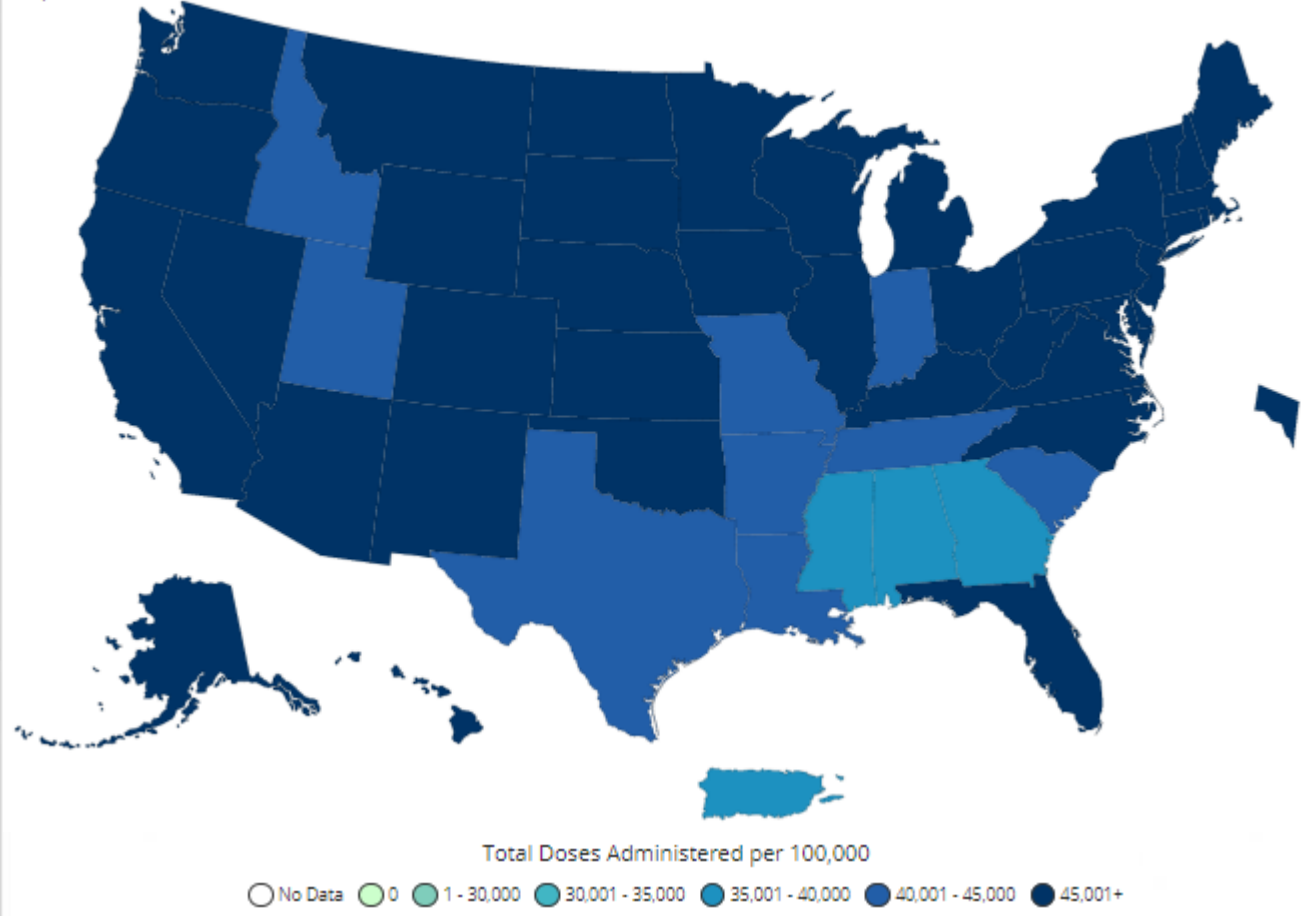
Goal to have Vermonters fully vaccinated by July 2021

VDH COVID-19 Vaccine Registration & Sites (cont'd.)

- Appointments from **4/2/21 – 5/28/21**
 - ▣ **315,967 total appointments clinics** (health care, VDH (Local/District Health Office POD, and some pharmacies – e.g., Costco, Walmart)
- **Online (preferred) for most** and **phone** appointment scheduling:
 - ▣ 1-855-722-7878
 - ▣ *If you need to speak with someone in a language other than English, call this number, and then press 1.*
- **Call Center Hours:**
 - ▣ Monday-Friday, 8:15 a.m. – 5:30 p.m.
 - ▣ Saturday and Sunday, 10:00 a.m. – 3:00 p.m.

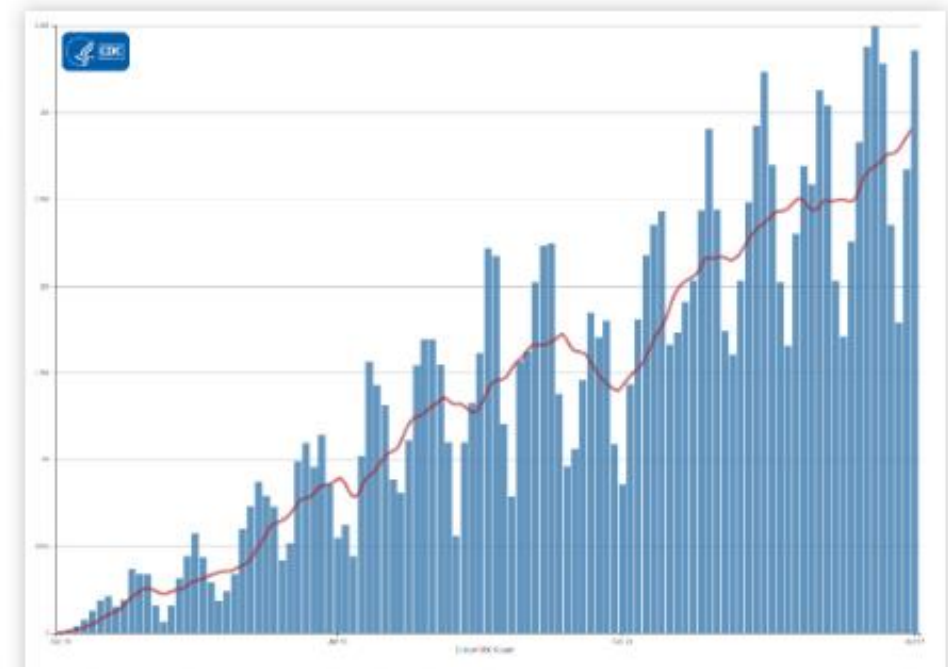
From the CDC Vaccine Tracker

Total Doses Administered Reported to the CDC by State/Territory and for Select Federal Entities per 100,000 of the Total Population



Daily Change in Number of COVID-19 Vaccinations in the United States Reported to CDC

— 7-Day moving average



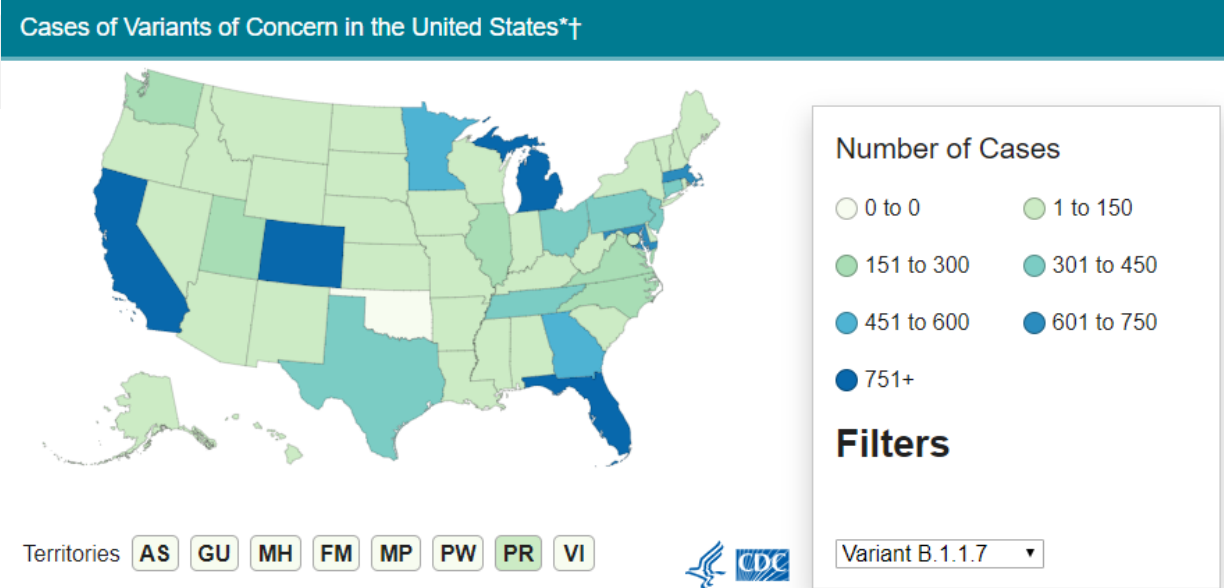
<https://www.cdc.gov/coronavirus/2019-ncov/covid-data/covidview/index.html>

<https://covid.cdc.gov/covid-data-tracker/#vaccinations>

April 2, 2021

From the CDC: U.S. COVID-19 Cases Caused by Variants

Variant	Reported Cases in US	Number of Jurisdictions Reporting
B.1.1.7	12,505	51
B.1.351	323	31
P.1	224	22



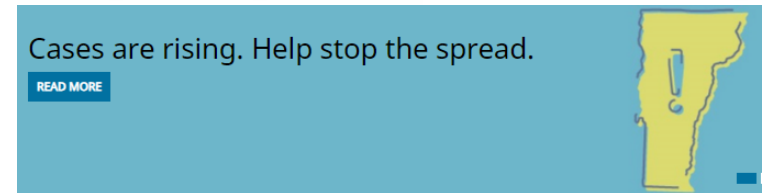
Vaccine News

- Pfizer-BioNTech vaccine reported by the companies to be extremely effective in young adolescents, perhaps even more so than in adults.
 - Recent clinical trial: no symptomatic infections found in children 12 to 15 yo; “children produced strong antibody responses and experienced no serious side effects.”
 - Some estimate vaccinations could begin before the start of the next academic year for middle school and high school students, and for elementary school children not long after.
 - Companies’ statement that did not include detailed data from the trial, which has not yet been peer-reviewed nor published in a scientific journal.
 - <https://www.nytimes.com/2021/03/31/health/pfizer-biontech-vaccine-adolescents.html>
- Johnson & Johnson: contaminated doses, reports of prior violations at Baltimore manufacturing plant

Friday Media Briefing (4/2/21)

Governor Phil Scott

- This week VT opened vaccine to 50+, BIPOC & household members.
- Vaccine progress: almost 40% all adult VTers at least one dose; higher in older (1st in U.S.); VT among top 10 for vaccine progress overall
- Had hoped to roll out Blueprint for Reopening this week but **will now be released next week.**
- Updating rec sports guidance today
- <https://accd.vermont.gov/news/update-new-work-safe-additions-be-smart-stay-safe-order#sports-and-organized-sports>



Friday Media Briefing (cont'd.)



AOE Secretary Dan French

- Reviewing next steps re: teacher surveillance testing – no decision yet.
- To date, ~80% teachers/staff have registered for appts./rec'd. vaccine.
- Progress this week for updated school guidance (last update Oct.)
- Focus on helping schools operate safely for rest of this yr.; expect conditions to improve w/widespread vax. impact. Focus on reverse neg. impacts
- Smaller document (~20 pp.); condensed some sections & linked to external resources (e.g., disinfection)
- Shifting distance standard to new CDC std. of **3 feet**; based on no significant difference 3' vs. 6' as mitigation strategy; now **all K-12** under 3' standard. This is minimum std. – Districts **may** operate under stricter as needed.

Friday Media Briefing (cont'd.)

AOE Secretary Dan French

- Expect to see more schools move to in-person
- Seeking feedback from education stakeholder groups
- Expect final guidance to be issued next week
- Summer: school buildings will be open for “fairly normal use” with mitigation strategies in place.
- VT standardized testing(SBAC): will be required to hold testing but waiver request posted on AOE web site – welcome feedback.



Friday Media Briefing (cont'd.)



Modeling – Commissioner Pieciak:

- National heat map: some parts have more signif. case growth & higher risk. MI jumps out; MN, UT, parts of MO, parts of Northeast – many also have B.1.1.7 greater detection per capita (MI, MN, UT, parts of Northeast)
- Top 10 by infection rate: B.1.1.7 appears to have signif. impact on case growth
- Northeast and mid-Atlantic, incl. VT – all states around VT seeing rising cases – esp. MA, CT (latter also seeing hospitalizations rise)
- VT: cont'd. rise 14d. case rate (av. close to all-time high); 7d. AT all-time high.
- Forecast: based on this week, more likely to follow **higher** case rate trajectory.
- Case demographics: median age now 27 yo (older pop. protected); but incr. case growth among younger in March: <60 yo to 30 yo rising 35 -50%; 20-29 incr. 50% case rate through March; 10-19 yo incr. just >100%

Friday Media Briefing (cont'd.)



Modeling – Commissioner Pieciak:

- ❑ Four age groups 0-29: 18-24 yo is where much of case growth happening; then 10-17 yo; then 25-29 & 0-9 yo.
- ❑ Impact of case rates on hosps.: 70+ decr thru Jan/Feb/March. But <70 yo rel. stable.
- ❑ Av. age hosp. decreased
- ❑ Analysis of relative risk through end of March in VT data
- ❑ Those >70 (vs. ref. = 39 yo) & 60s-50s-40s higher rates hosps/d. than younger
- ❑ Those <30 yo greater risk of getting infected – but hosp. risk less; no deaths to date in lower age categories (confirms rationale for vax age band strategy).

Friday Media Briefing (cont'd.)



AHS Secretary Mike Smith

- Vaccine progress
- Essex Co. update: significant efforts to increase vax rates: Calais/___ EMS – mobile clinics.
 - ▣ Discussing poss. of working w/NH health care partner across the border
- Sr./adult day centers update: social isolation has been significant problem
 - ▣ Will now reopen for exercise/arts/other group activities: DAIL & VDH collaborated to revised reopening guidance (though many w/reduced visitation); guidance at www.dail.vermont.gov
- Recent cases at VT Veterans Home; families have expressed concern re: staff vaccination progress. (95% res.; but only 40% direct care pt.-facing staff). Dr. Levine held Town Hall w/staff.

Friday Media Briefing (cont'd.)



VDH Commissioner Levine

- Optimistic outlook when I can – but optimism today is for the future. *“When it comes to the present, I am frankly very concerned.”*
- Daily case rates, higher #s hosps.; 2.2% pos. rate; more community transmission (workplaces, schools, all sectors w/ripple effects; often spread w/in households)
- VT just like all other states in Northeast (overall doing worse); due to variants (5 VT cos. to date: B.1.1.7 in Caledonia, Chittenden, Franklin, Rutland, Windham; B.1.429 in Chittenden, Franklin, Grand Isle
 - Table now on VDH web site; but sequencing only done on select sample, so assume circulating in all areas of VT. <https://www.healthvermont.gov/covid-19/current-activity/covid-19-communities#variants>

Friday Media Briefing (cont'd.)



VDH Commissioner Levine

- ❑ Behavior & risk assumption also factors in rising case #s; not too late to impact; follow holiday gathering guidance; travel discouraged.
- ❑ Reminder re: virus transmission
- ❑ Stop blaming, shaming, other negative behaviors toward cases; with so much virus around, it's hard to avoid.
- ❑ Significant negative impact of stigmatization.
- ❑ *“Blame the virus, not the victims.”*
- ❑ Manufacturing error in J & J plant – unfortunate news, but did not affect any doses already shipped or administered.
 - ▣ Quality control tests did what they were designed to do.

Practice Issues

Summer Enrichment for Vermont Children & Youth

Monica Hutt, Vermont Chief Prevention Officer

Ilisa Stalberg, Director Maternal & Child Health, VDH



American Rescue Plan & VT Summer Enrichment

- Vermont AOE allocation: \$285,164,138
 - ▣ Deputy Secy. Bouchey (3/19/21) Elementary & Secondary School Emergency Relief (ESSER) funds: summer programs; afterschool programs; infrastructure; technology upgrades; \$44m. to AOE to address emergency needs as identified (one-time); focus on education recovery.
- VT House passed plan; Senate proposal included \$3m. for literacy initiative to improve reading proficiency of Vermont students & \$4m. for summer/afterschool programs to ensure students don't fall behind.
- Gov. Scott had expressed some concern re: final decisions for federal money prior to guidelines are issued to state.

Vermont Summer Enrichment Planning

Summer Enrichment Group work groups:

- ❑ Clearing house/hub/info matching portal for families
- ❑ Engaging Families
- ❑ Expanding slots and length of programming
- ❑ Transportation/accessibility
- ❑ Affordability for all families
- ❑ Career Exploration, Internships and Apprenticeships

VCHIP ICON Statewide Teleconference

- **What:** *Adaptations and Innovations: Providing Care for Opioid-Exposed Newborns and Their Families in a Pandemic*
 - **Agenda topics include:** Updates on Care; Healing for Healers; Building Resilience to Navigate Through Stressful Times; UVM Center on Rural Addiction; Providers' Experience; Supporting Families – Adapting Home Health Services in Lamoille County
- **When:** April 13, 2021, 8:00 a.m. – 12 noon
- **How:** register at https://qualtrics.uvm.edu/jfe/form/SV_cTK9jFgdHNkXwVM
- **More:** VCHIP's ICON project partners with the Vermont Department of Health and the University of Vermont Children's Hospital to improve health outcomes for opioid-exposed newborns.
- To learn more about our project, visit: <https://www.med.uvm.edu/vchip/icon>

In case you missed it... **Pediatric Grand Rounds (3/31/21)**

- **The Other Epidemic: Next Steps to Address Youth Vaping and Nicotine Dependence** – *Lauren Faricy, MD, Asst. Professor, Department of Pediatrics*
- **Outline:**
 - ▣ Data
 - ▣ Strategies
 - ▣ Resources
 - ▣ VCHIP Toolkit
 - ▣ Assistance available from VCHIP for office implementation:
- Request a link to view the recording:
 - ▣ Penelope.Marchessault@med.uvm.edu

VCHIP Youth Vaping Resources

Vermont Child Health Improvement Program

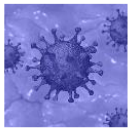
Adolescent Health / Youth Health Improvement Initiative (YHII)

The Youth Health Improvement Initiative (YHII) began in 2001 through partnership between Vermont Maternal and Child Health (MCH), the Vermont Child Health Improvement Program (VCHIP), Vermont Medicaid and private insurers. Since 2001, the project has influenced over 70 pediatric and family medicine practices across the state of Vermont.

Currently, our efforts are targeted at understanding why adolescents do not access annual well visits with Vermont providers who are well trained to deliver excellent, comprehensive services.

Resources

[Youth Specific COVID-19 Resources](#)




Council on School Health Newsletter (COSH): Letters from Youth Features Two VT RAYS Members
(posted with permission)

Julia Shannon-Grillo: 18 in the time of COVID

NEW!

Clearing The Air: A toolkit to address youth vaping for Primary Care Practices



Additional Resources

[Transgender Youth Program](#)

Now located at Pediatric Primary Care at 1 South Prospect Street in Burlington, Vermont.
Click here to find out more.

[Behavioral Health Questionnaires](#)

Comprehensive screening forms for Primary Care Offices

[Confidentiality](#)

Adolescent & Young Adult Health Care in Vermont - A Guide to Understanding Consent & Confidentiality Laws by Abigail English, JD (pdf)

Provider toolkit can be found on VCHIP's Adolescent Health website:

http://med.uvm.edu/vchip/projects/adolescent_health_youth_health_improvement_initiative_yhii_vt_rays

For QI coaching and support implementing strategies or tools to address youth vaping and quitting in your practice, please contact

Alyssa.Consigli@med.uvm.edu

Opportunity to Benefit Lund *(thank you, Molly Rideout)*

- ❑ Bernie's Mittens raffle is now live!
- ❑ Win a pair hand-knitted & donated by Jen Ellis
 - ❑ Grand Prize: Bernie's mittens
 - ❑ 2nd Prize: Darn Tough Socks
 - ❑ 3rd Prize: Vermont maple syrup
- ❑ <https://go.eventgroovefundraising.com/lundmittens>
- ❑ Available until April 4, 2021 at 11:59 pm
- ❑ Drawing April 5 at 8:00 am



Opportunity to Benefit Camp Ta-Kum-Ta

- **Who: Mount Mansfield Maple Products, Generosity Brings Joy, & Jen Ellis** (crafter, who made Bernie Sanders' Inauguration Day Mittens)
- **What:** commemorative bottle of **pure Vermont maple syrup** to benefit **Camp Ta-Kum-Ta**.
 - ▣ Limited-edition bottle featuring custom label inspired by Bernie's mittens to celebrate the movement spurred by Jen Ellis' creation of Generosity Brings Joy – bringing awareness/funding for VT non-profits (100% profits to Generosity Brings Joy)
- **How:** visit <https://vermontpuremaple.com/>

Thank you, Chelsea Corder!



Summer Opportunities: Survey in Progress



Summer 2021 programs and operational details

Hello! Vermont Afterschool is excited to be partnering with key state partners to expand summer program opportunities for children and youth. While there are many benefits to enrichment opportunities year round, we know that there are academic, social, and emotional needs of our children coming out of the COVID-19 pandemic which make this summer and the coming year especially crucial. To support getting as many kids in to summer programs and enrichment activities as possible, we are hoping to collect the information you have available on your program's 2021 summer plans. With your permission, we will use the information you provide to help populate a searchable resource page for families, which the Governor's Office and other state and local partners will be promoting. Additionally, this information will help us identify the best ways to support the field in creating supportive and safe summer spaces.

After you submit your form, you will receive an email with your responses and a link to go back and edit responses if any plans should change.

Should you have questions about this effort, please contact info@vermontafterschool.org

Save the Date: Health Equity Interactive Session

- Program of Northern Vermont Area Health Education Center (AHEC)
- Stacie L. Walton, MD, MPH, clinical/academic pediatrician; medical consultant for HCPs/institutions for >25 years; recently retired from Kaiser Permanente (Diversity Champion)
- Details in tonight's email

(Thank you, Melissa Kaufold)

===== SAVE THE DATE =====



QUALITY CARE IS EQUITABLE CARE
The case for culturally and linguistically responsive health care

THURSDAY, APRIL 8, 2021 ♦ 1:00 to 3:15 PM

SESSION THREE- Reducing Implicit Bias in Health Care: Moving Toward Equal Treatment

Save the Date!

- What? **Child maltreatment conference**
- Who? **James Metz, MD MPH** & other expert speakers
- When? **April 29**, 8 am – 12:15 pm via live stream
- How? **Register at:**

<http://campaign.r20.constantcontact.com/render?ca=3cdb8290-cfe5-4dbb-b73b-29ecabed13f0&preview=true&m=1130384660698&id=preview>



**Recognizing and Responding to Child Maltreatment
Promoting Child Abuse Awareness in VT Conference**

**Thursday, April 29, 2021
8:00am -12:15pm
LIVE STREAM**

This conference will help the professional to recognize sentinel injuries, sexual abuse and neglect. Participants will learn about the mental health implications of trauma and abuse and will learn strategies for effective reporting.



James Metz, MD, MPH - Course Director
Assistant Professor, Pediatrics
Division Chief, Child Abuse Medicine
UVM Larner College of Medicine

*"Recognizing Sentinel Injuries" and
"Child Neglect"*

Save the Date: Friday, June 4, 2021



Course Director
David C. Rettew, M.D.

Join us virtually for the 14th Annual Child Psychiatry in Primary Care Conference, featuring faculty from UVM and the community.

Topics this year include:

- Assessing Risks After School Violence Threats
- Mental Health Care Needs in Primary Care
- Child Psychiatry in the Emergency Department
- Integrated Care Forum
- Praising and Overpraising
- Post COVID Mental Health
- Anxiety Disorders
- Motivational Interviewing Techniques
- Social Media Use and Mental Health

Questions/Discussion

- Q & A Goal: monitor/respond in real time; record/disseminate/revisit later as needed.
- **For additional questions, please e-mail: vchip.champ@med.uvm.edu**
 - ▣ **What do you need** – how can we be helpful (specific guidance)?
- **VCHIP CHAMP VDH COVID-19 website:**
https://www.med.uvm.edu/vchip/projects/vchip_champ_vdh_covid-19_updates
- Next CHAMP call – ***Monday, April 5, 2021 – 12:15 – 12:45 pm***
- Generally back to **Monday/Wednesday/Friday** schedule
- Please tune in to VMS call with VDH Commissioner Levine:
Thursday, April 8, 2021 – 12:30-1:00 p.m. – Zoom platform & call information:
- **Join Zoom Meeting:**
<https://us02web.zoom.us/j/86726253105?pwd=VkVuNTJlZFQ2R3diSVdqdJlJ2ZG4yQT09>
 - ▣ Meeting ID: 867 2625 3105 / Password: 540684
- One tap mobile - +1 646 876 9923,,86726253105#,,,,0#,,540684#